

INDUSTRIAL MARKET

GREENVILLE-SPARTANBURG | Q2 2022



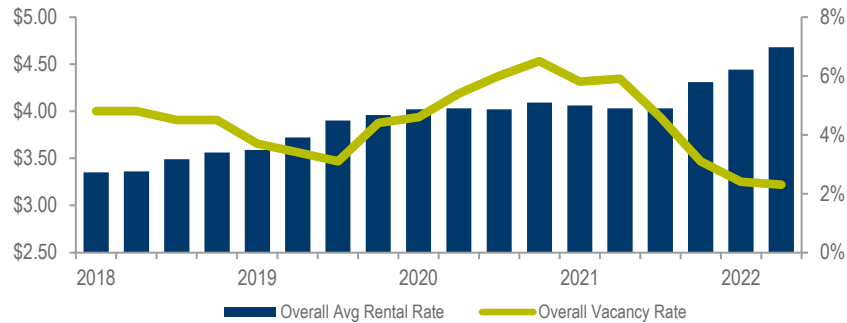
SUPPLY

3.1 MSF ▲
YTD construction completions

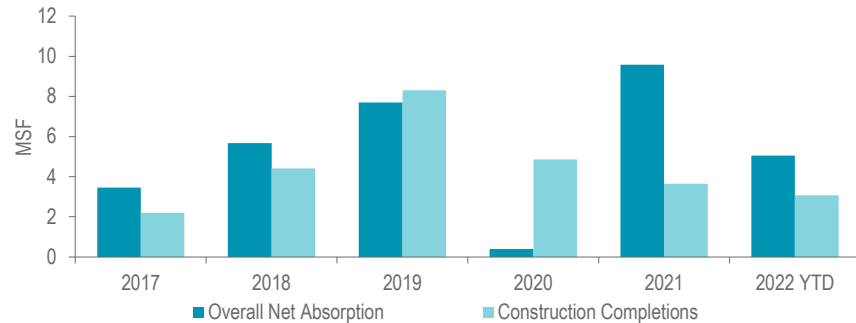
15.0 MSF ▲
under construction

2.3% ▼
overall vacancy rate

OVERALL RENTAL RATE VS. OVERALL VACANCY RATE



OVERALL NET ABSORPTION VS. CONSTRUCTION COMPLETIONS



SIGNIFICANT PROJECTS UNDER CONSTRUCTION

BUILDING	SIZE (SF)	BTS/SPEC	DEVELOPER
SC Global Logistics Center	1,850,113	Spec	Flint Development
The Cubes Fort Prince	1,501,500	Spec	CRG
600 Webber Rd - DHL	1,300,000	BTS	DHL

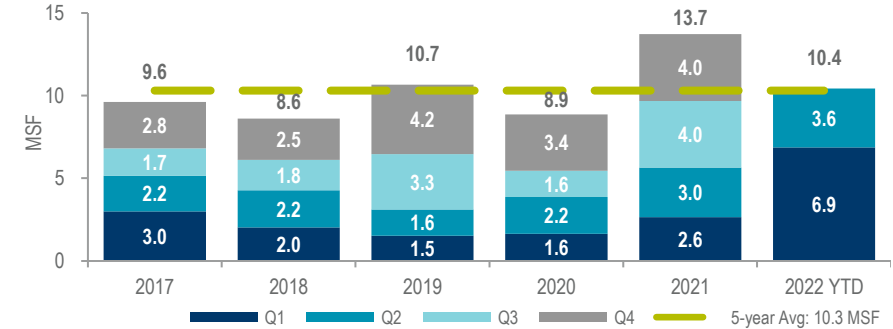
DEMAND

\$4.68 PSF ▲
overall net asking rental rate

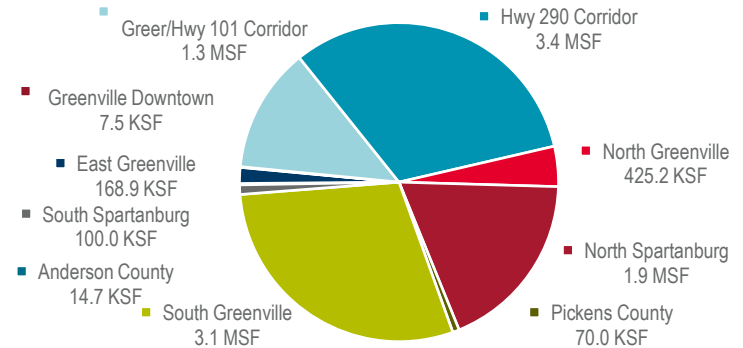
5.0 MSF ▲
YTD overall absorption

10.4 MSF ▲
YTD total leasing

TOTAL LEASING ACTIVITY (New Leases & Renewals)



2022 LEASING BY SUBMARKET



SIGNIFICANT Q2 2022 NEW LEASE TRANSACTIONS

BUILDING	TENANT	SIZE (SF)	TYPE
120 Orion St	WSI	649,908	New Lease
110 Hidden Lake Cir	AFL	618,002	New Lease - Expansion
Interstate Crossing Logistics Center - Building B	Custom Goods	385,000	Pre-Leased