



# City of Simpsonville

## Total Population

	2010	2020	2025	Growth Rate <sup>1</sup>
Simpsonville	18,238	21,365	23,337	1.78%
Greenville County	451,225	529,297	569,355	1.47%
Upstate SC	1,362,073	1,534,241	1,622,166	1.12%
South Carolina	4,625,364	5,282,232	5,629,430	1.28%

<sup>1</sup> Projected annual growth rate 2020-2025

## Households & Families

	2010	2020	2025
Total Households	7,040	8,186	8,928
Total Families	5,008	5,789	6,290
Average HH Size	2.57	2.59	2.6

## Population by Age

	2010	2020	2025
Under 5	7.3%	6.2%	6.1%
5 to 9	6.9%	6.6%	6.4%
10 to 14	7.3%	6.6%	6.8%
15 to 24	12.3%	11.2%	10.9%
25 to 34	14.2%	13.8%	13.6%
35 to 44	15.3%	13.3%	13.7%
45 to 54	14.8%	13.7%	12.4%
55 to 64	11.0%	13.5%	12.7%
65+	10.9%	15.4%	17.3%



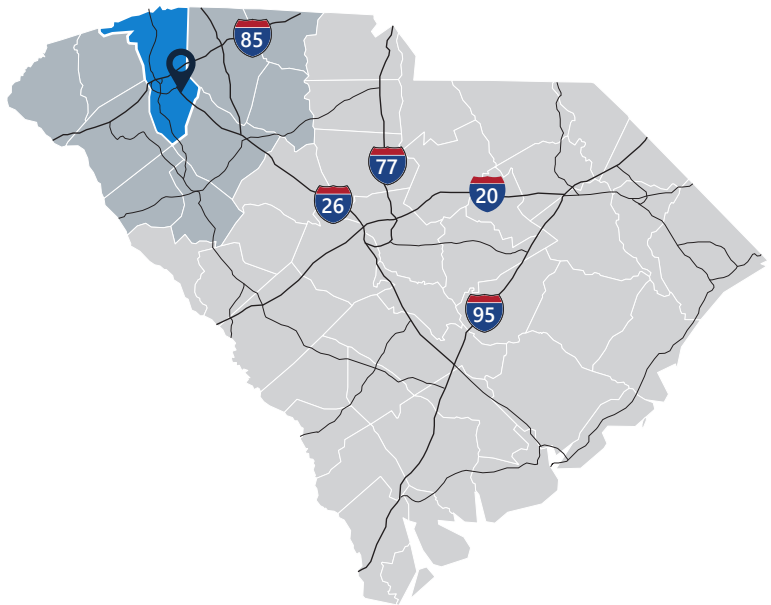
Under 18



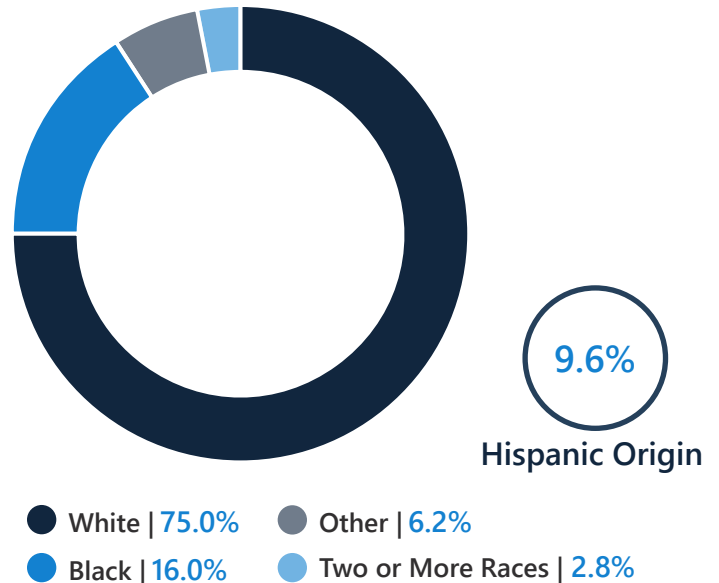
Prime Working Age



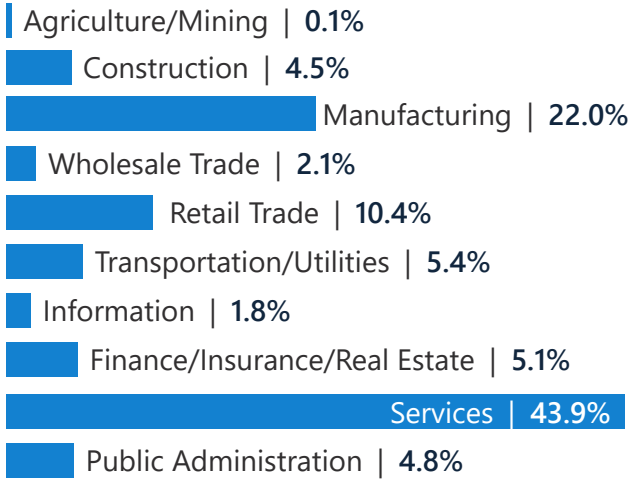
Median Age



## 2020 Population By Race & Ethnicity

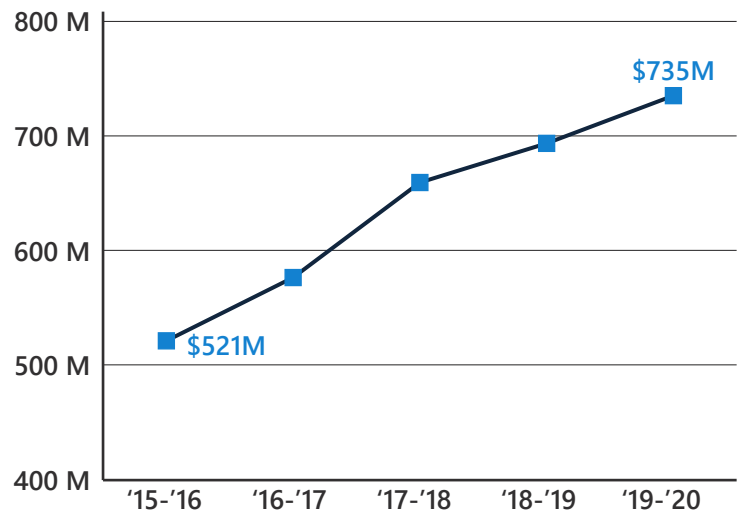


## 2020 Employment by Industry

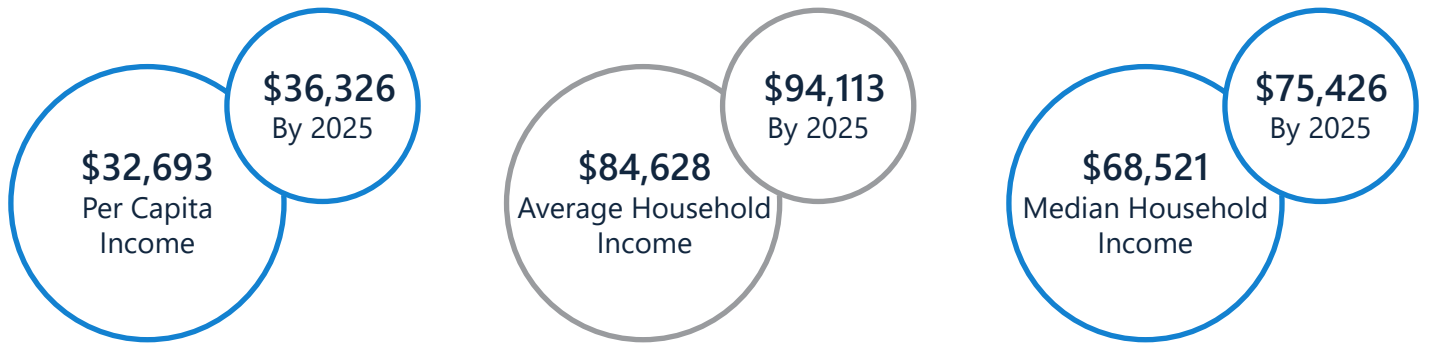


Employed Population, Age 16+ | 10,676 people or 90.8%


## Gross Retail Sales By Fiscal Year



## 2020 Income



## 2020 Educational Attainment, Age 25+



**Greenville Area Development Corporation**  
 Mark Farris, President/CEO  
 864.235.2008  
[www.gogadc.com](http://www.gogadc.com)



**Appalachian Council of Governments**  
 30 Century Circle, Greenville, SC 29607  
 864.242.9733  
[www.scacog.org](http://www.scacog.org)



**City of Simpsonville**  
 118 NE Main Street, Simpsonville, SC 29681  
 864.967.9526  
[www.simpsonville.com](http://www.simpsonville.com)