



City of Simpsonville

Total Population

	2010	2019	2024	Growth Rate ¹
Simpsonville	18,238	21,215	22,890	1.5%
Greenville County	451,225	520,932	560,313	1.5%
Upstate SC	1,362,073	1,507,423	1,588,080	1.1%
South Carolina	4,625,364	5,195,563	5,526,057	1.3%

¹ Projected annual growth rate 2019-2024

Households & Families

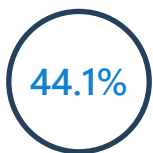
	2010	2019	2024
Total Households	7,040	8,122	8,762
Total Families	5,008	5,758	6,190
Average HH Size	2.57	2.60	2.60

Population by Age

	2010	2019	2024
Under 5	7.3%	6.3%	6.2%
5 to 9	6.9%	6.5%	6.5%
10 to 14	7.3%	6.6%	6.8%
15 to 24	12.3%	11.3%	11.0%
25 to 34	14.2%	13.7%	13.6%
35 to 44	15.3%	13.4%	13.7%
45 to 54	14.8%	13.7%	12.5%
55 to 64	11.0%	13.3%	12.7%
65+	10.9%	15.2%	17.0%



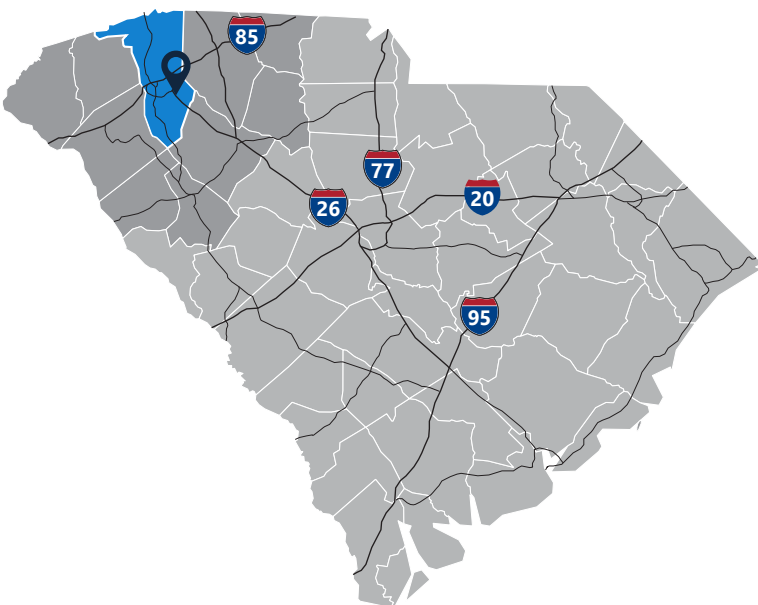
Under 18



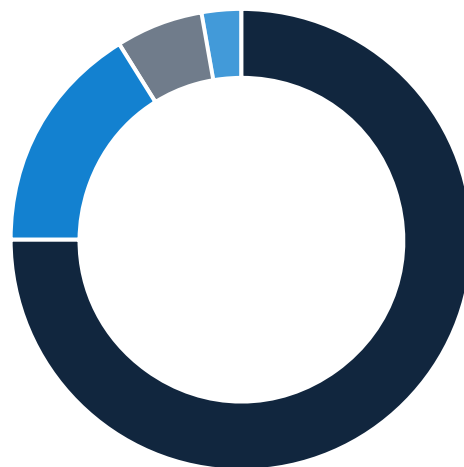
Prime Working Age



Median Age



Population By Race & Ethnicity



Hispanic Origin

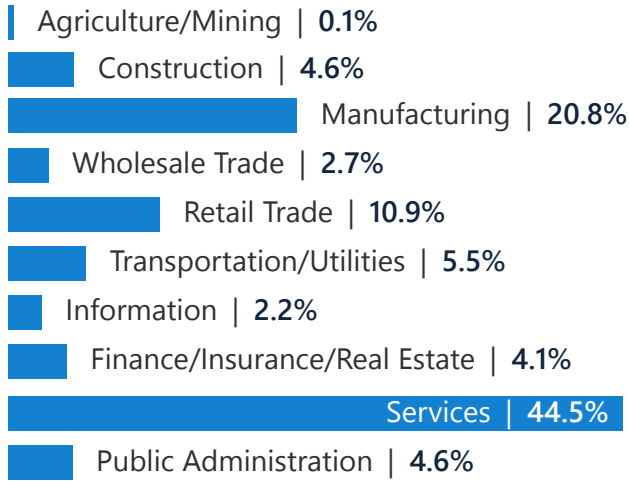
White | 75.0%

Other | 6.1%

Black | 16.2%

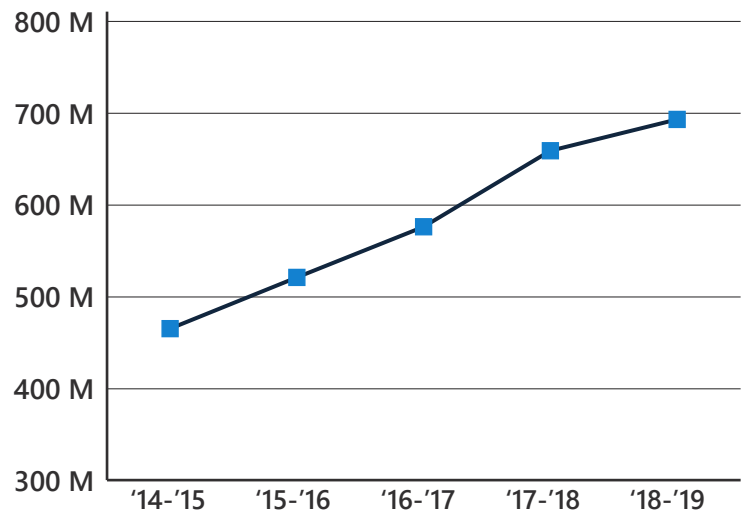
Two or More Races | 2.7%

2019 Employment by Industry

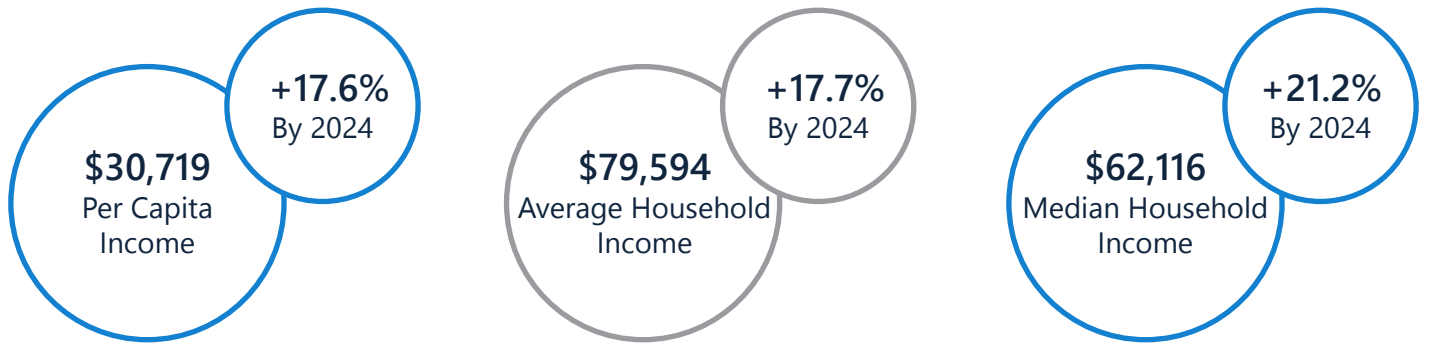


Employed Population, Age 16+ | 11,435


Gross Retail Sales By Fiscal Year



2019 Income



2019 Educational Attainment, Age 25+



Greenville Area Development Corporation
 Mark Farris, *President/CEO*
 864.235.2008
www.gogadc.com



Appalachian Council of Governments
 30 Century Circle, Greenville, SC 29607
 864.242.9733
www.scacog.org



City of Simpsonville
 118 NE Main Street, Simpsonville, SC 29681
 864.967.9526
www.simpsonville.com