



# City of Mauldin

## Total Population

	2010	2019	2024	Growth Rate <sup>1</sup>
Mauldin	22,889	25,648	27,718	1.6%
Greenville County	451,225	520,932	560,313	1.5%
Upstate SC	1,362,073	1,507,423	1,588,080	1.1%
South Carolina	4,625,364	5,195,563	5,526,057	1.3%

<sup>1</sup> Projected annual growth rate 2019-2024

## Households & Families

	2010	2019	2024
Total Households	9,358	10,417	11,223
Total Families	6,149	6,638	7,107
Average HH Size	2.40	2.44	2.45

## Population by Age

	2010	2019	2024
Under 5	6.8%	5.9%	5.8%
5 to 9	6.6%	6.3%	6.0%
10 to 14	7.0%	6.4%	6.5%
15 to 24	11.8%	11.3%	10.9%
25 to 34	14.7%	13.8%	13.5%
35 to 44	16.1%	14.3%	14.1%
45 to 54	14.0%	14.0%	13.3%
55 to 64	11.2%	12.6%	12.4%
65+	11.8%	15.4%	17.5%



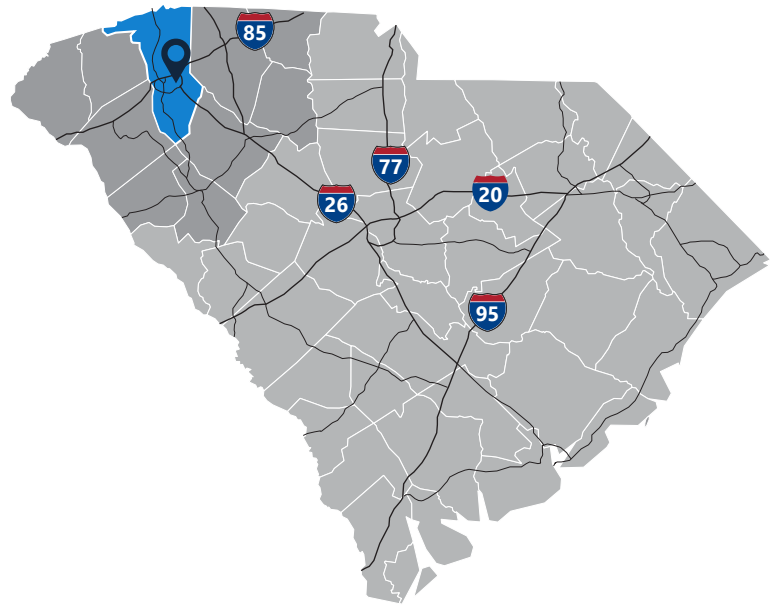
Under 18



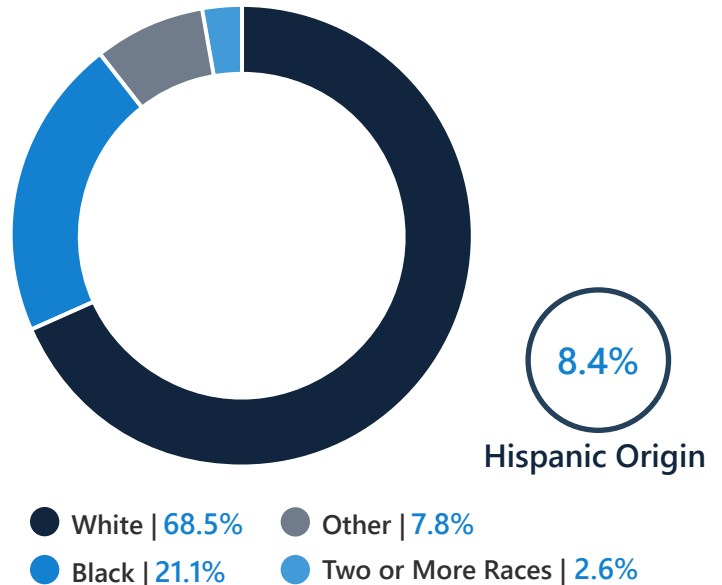
Prime Working Age



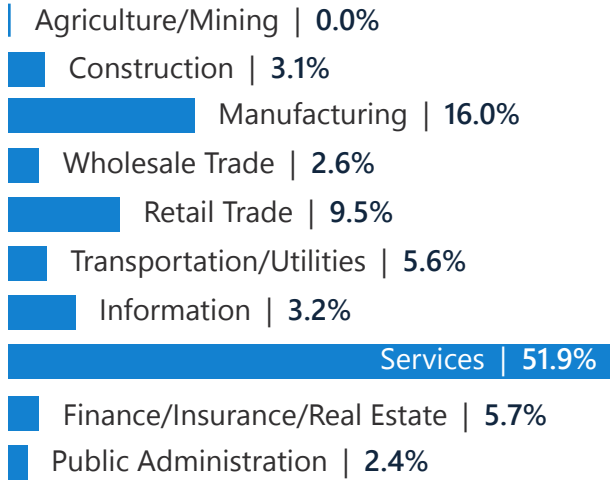
Median Age



## Population By Race & Ethnicity

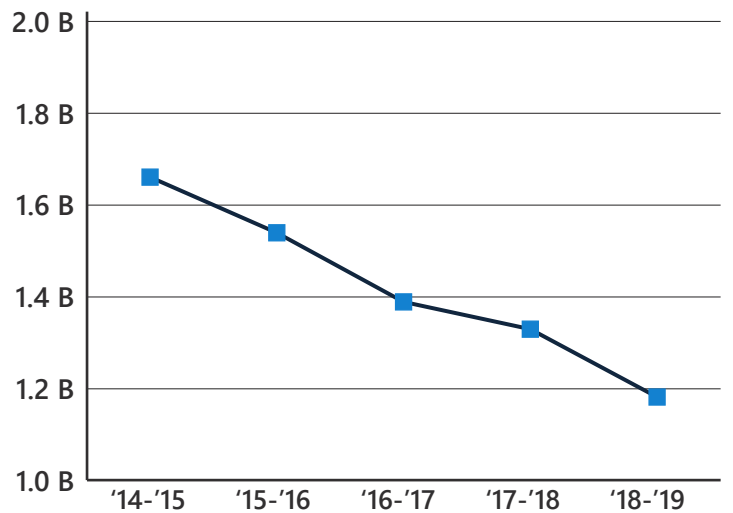


## 2019 Employment by Industry

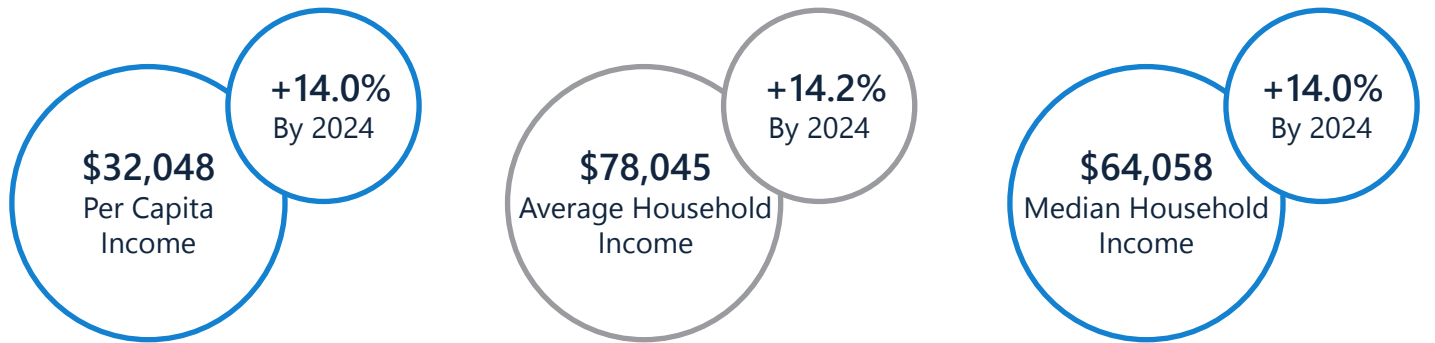


Employed Population, Age 16+ | 13,870


## Gross Retail Sales By Fiscal Year



## 2019 Income



## 2019 Educational Attainment, Age 25+



**Greenville Area Development Corporation**  
 Mark Farris, *President/CEO*  
 864.235.2008  
 www.gogadc.com



**Appalachian Council of Governments**  
 30 Century Circle, Greenville, SC 29607  
 864.242.9733  
 www.scacog.org



**City of Mauldin**  
 P.O. Box 249, Mauldin, SC 29662  
 864.288.4910  
 www.cityofmauldin.org