

City of Fountain Inn

Total Population

	2010	2019	2024	Growth Rate ¹
Fountain Inn	7,799	8,563	9,174	1.4%
Greenville County	451,225	520,932	560,313	1.5%
Upstate SC	1,362,073	1,507,423	1,588,080	1.1%
South Carolina	4,625,364	5,195,563	5,526,057	1.3%

¹ Projected annual growth rate 2019-2024

Households & Families

	2010	2019	2024
Total Households	2,889	3,140	3,357
Total Families	2,094	2,207	2,349
Average HH Size	2.67	2.71	2.71

Population by Age

	2010	2019	2024
Under 5	8.0%	6.9%	6.8%
5 to 9	7.7%	7.0%	6.9%
10 to 14	7.4%	7.1%	7.1%
15 to 24	12.3%	12.3%	12.1%
25 to 34	14.6%	13.8%	13.6%
35 to 44	15.2%	13.7%	13.4%
45 to 54	13.4%	13.6%	12.7%
55 to 64	10.0%	12.2%	12.4%
65+	11.4%	13.4%	15.1%



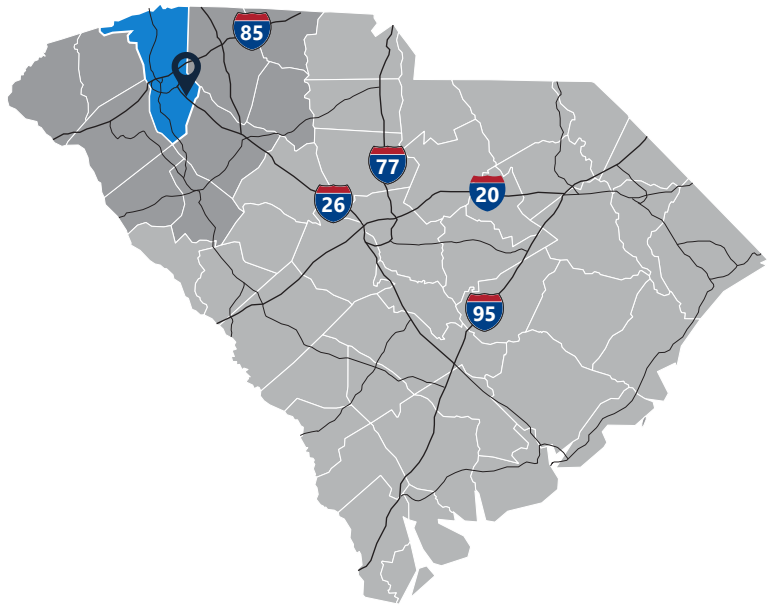
Under 18



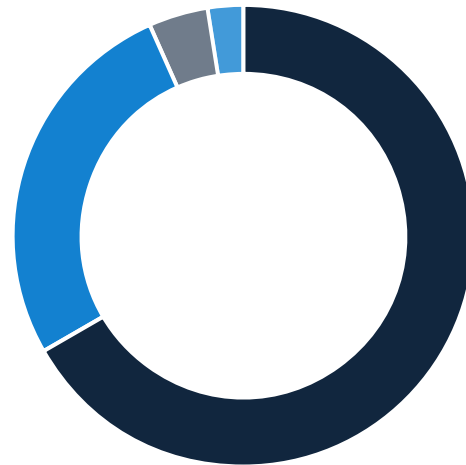
Prime Working Age



Median Age



Population By Race & Ethnicity



White | 66.7%

Black | 26.9%

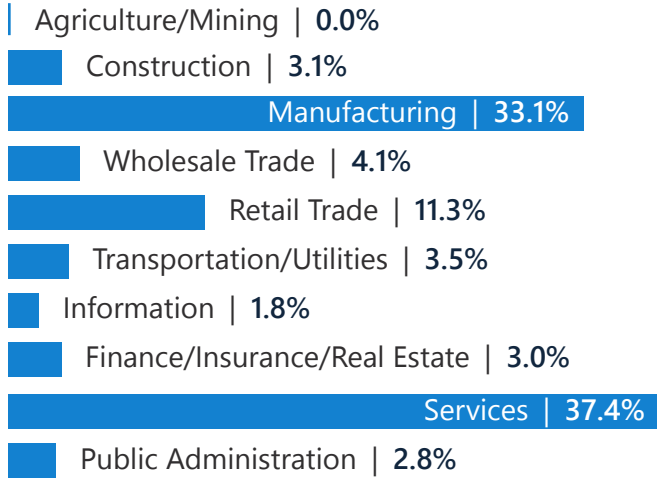
Other | 3.9%

Two or More Races | 2.5%



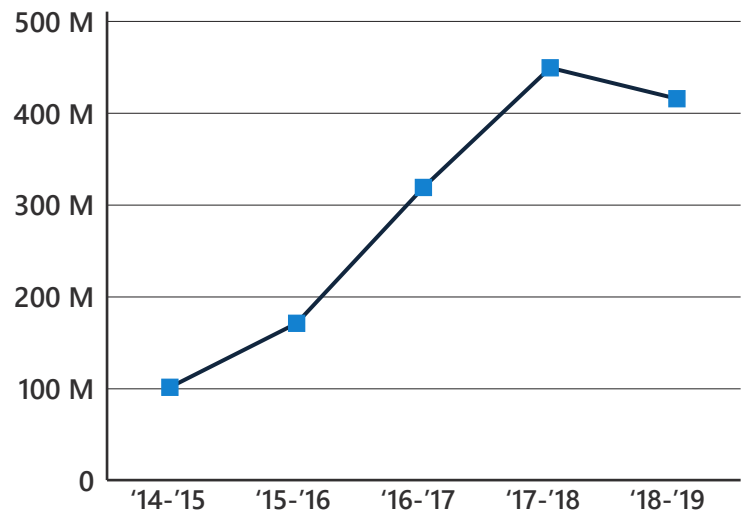
Hispanic Origin

2019 Employment by Industry

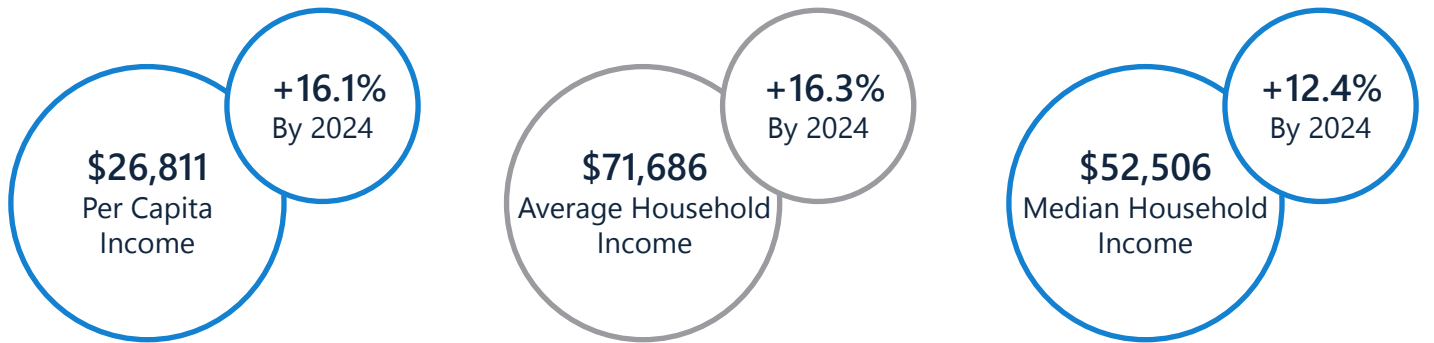


Employed Population, Age 16+ | 4,116


Gross Retail Sales By Fiscal Year



2019 Income



2019 Educational Attainment, Age 25+



Greenville Area Development Corporation
 Mark Farris, *President/CEO*
 864.235.2008
 www.gogadc.com



Appalachian Council of Governments
 30 Century Circle, Greenville, SC 29607
 864.242.9733
 www.scacog.org



City of Fountain Inn
 200 N. Main Street, Fountain Inn, SC 29644
 864.862.4421
 www.fountaininn.org