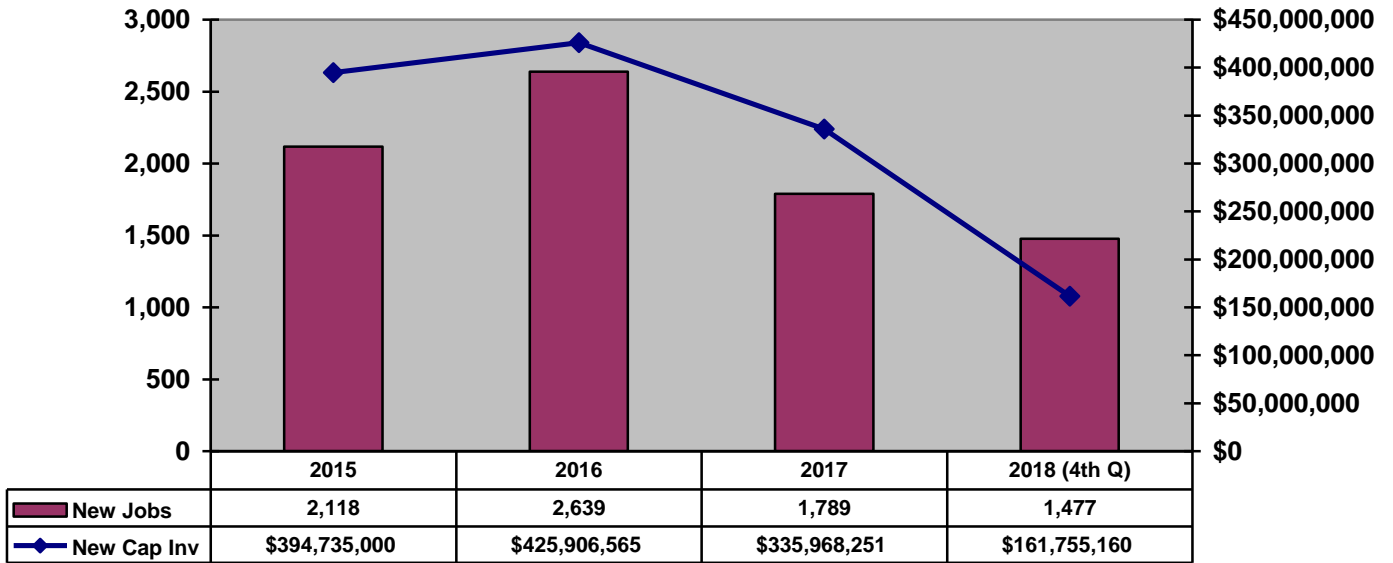


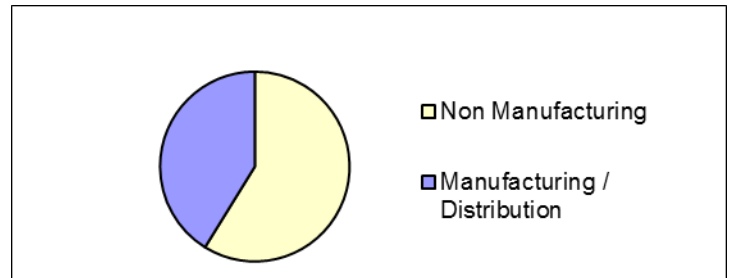
### Announced New Job Creation and Capital Investment 2015 to 4<sup>th</sup> Quarter 2018

Source: GADC

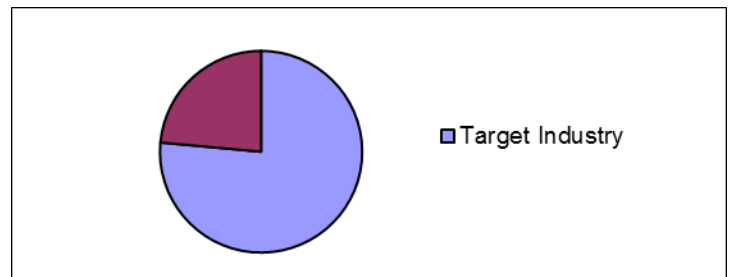


#### 2018 Success by Type

Non Manufacturing	10
Manufacturing / Distribution	7
<b>Total</b>	<b>17</b>



Target Industry	13
Non Target Industry	4
<b>Total</b>	<b>17</b>



**YTD 2018 Announced Capital Investment and Job Creation  
Greenville County, South Carolina**

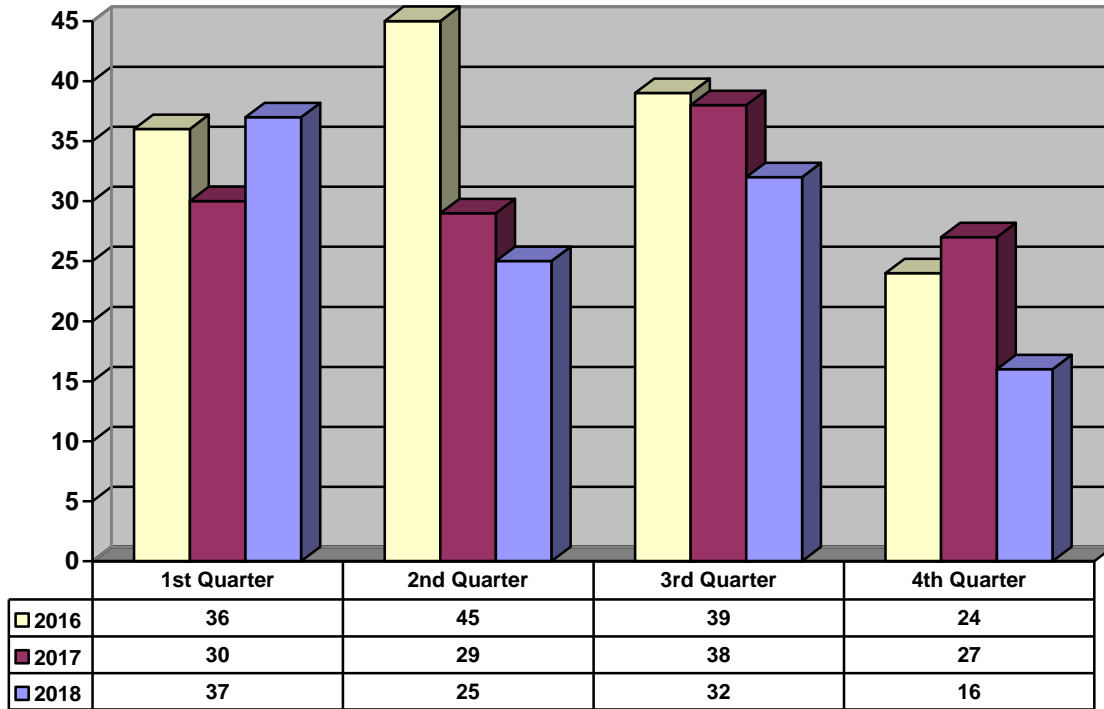
Date	Company	Product	Investment	Jobs	Type
1/11	Zylö Therapeutics	R&D - therapeutics	INR	30	N
3/15	Grace Hill, Inc.	Office / HQ / R&D – property management software	\$495,000	53	E
4/17	EAS Systems	Office – business services / sales	\$150,000	20	N
5/30	Koops, Inc.	Mfg – machinery	\$2,200,000	20	E
6/18	International Vitamin Corp	Mfg – nutraceutical	\$8,350,000	0	E
6/20	ACL Airshop	Mfg – aircraft logistics parts	\$7,200,000	32	E
7/12	Alorica (Samsung)	Customer Service Center	\$3,900,000	400	E
7/30	Master Gage & Tool Co.	Dist – specialty tooling	\$0	7	N
8/6	Material Sciences	Mfg – carbon structures	\$2,700,000	23	E
8/13	rediGroup	Office – services for auto industry	\$0	140	E
9/5	JTEKT	Office - HQ	INR	100	E
9/25	Green Cloud	Office – IT services / HQ	\$7,800,000	50	E
12/17	Ahold Delhaize	IT - software	\$10,000,000	0	E
Announced Investment and Jobs			\$42,795,000	891	
Confidential Investment and Jobs*			\$118,960,160	586	
<b>Total Investment and Jobs</b>			<b>\$161,755,160</b>	<b>1,477</b>	

Source: Greenville Area Development Corporation, revised January, 2019

N= New company to Greenville; E= Expansion of existing Greenville County Company; INR= Information not released

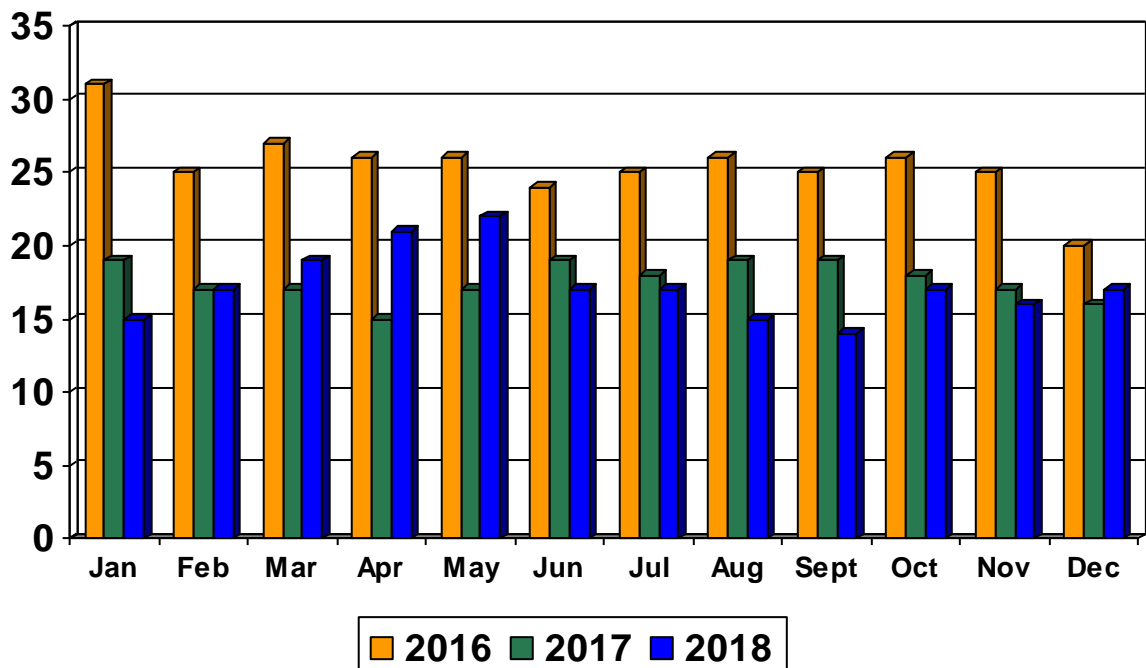
**GADC New Contacts  
 2016 to 4th Quarter 2018**

Source: GADC

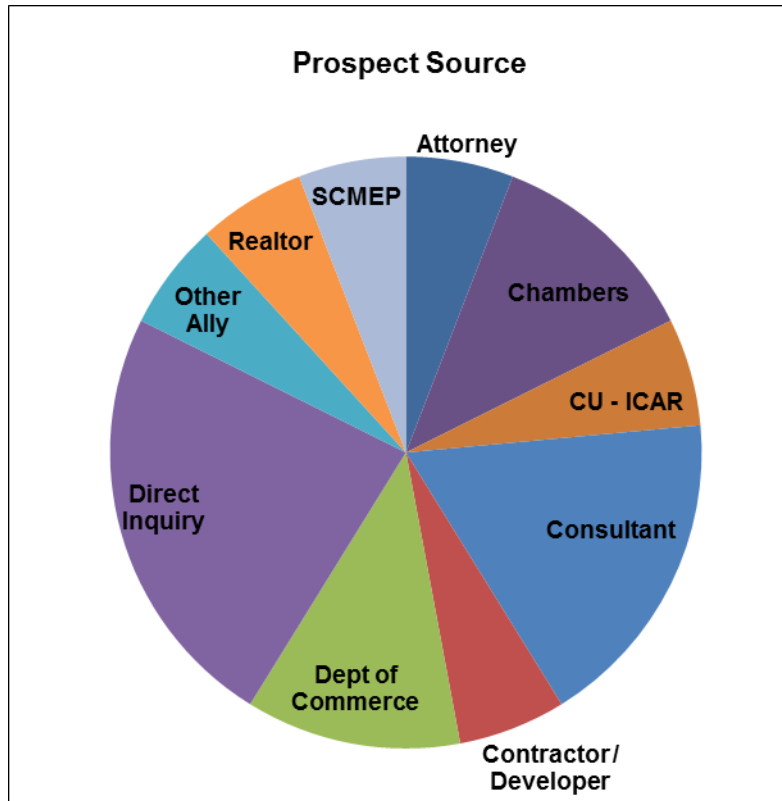


**GADC Prospect Activity  
 2016 to 4th Quarter 2018**

Source: GADC



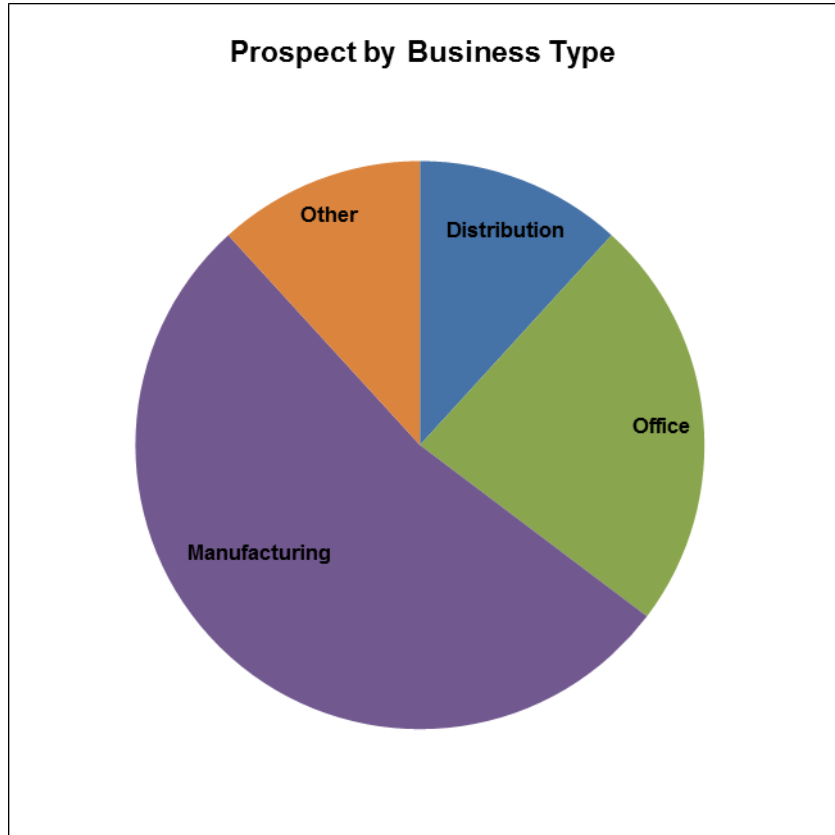
**GADC Project Source  
 December 2018**  
 Source: GADC



Prospect Source	No.	Pct.
Attorney	1	6%
Chambers	2	12%
CU - ICAR	1	6%
Consultant	3	18%
Contractor / Developer	1	6%
Dept of Commerce	2	12%
Direct Inquiry	4	24%
Other Ally	1	6%
Realtor	1	6%
SCMEP	1	6%
<b>Total</b>	<b>17</b>	

**GADC Prospects by Business Type  
 December 2018**

Source: GADC



<b>Prospect Business Type</b>	<b>No.</b>
Distribution	2
Headquarters	0
Office	4
Manufacturing	9
R & D facility	0
Other	2
Unknown	0
<b>Total</b>	<b>17</b>