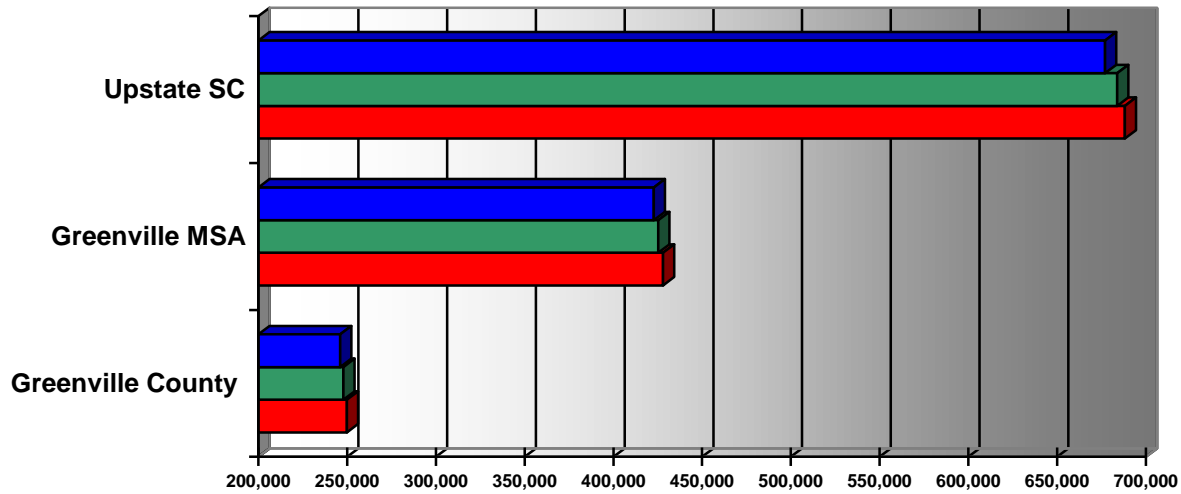


Civilian Labor Force*

Source: SC Department of Workforce and Employment



	Greenville County	Greenville MSA	Upstate SC
■ Mar-16	246,084	422,756	676,952
■ Mar-17	247,852	425,242	683,903
■ Mar-18	249,867	427,949	688,138

Civilian Labor Force*

Source: SC Department of Workforce and Employment

	Mar-17	Jun-17	Sep-17	Dec-17	Mar-18
Greenville County	247,852	248,404	248,320	246,309	249,867
Greenville MSA	425,242	426,582	426,104	422,981	427,949
Upstate Region	683,903	684,721	685,136	680,847	688,138

Number of Employed*

Source: SC Department of Workforce and Employment

	Mar-17	Jun-17	Sep-17	Dec-17	Mar-18
Greenville County	239,095	239,246	240,077	237,502	241,210
Greenville MSA	409,539	410,094	411,387	406,906	412,290
Upstate Region	657,779	656,975	660,587	654,503	662,230

Number of Unemployed*

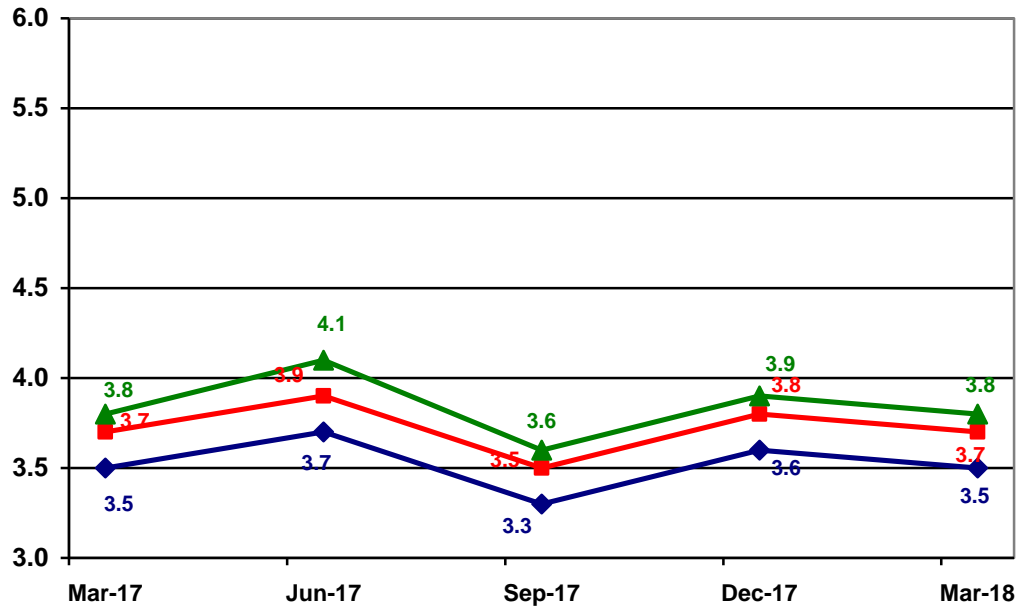
Source: SC Department of Workforce and Employment

	Mar-17	Jun-17	Sep-17	Dec-17	Mar-18
Greenville County	8,757	9,158	8,243	8,754	8,657
Greenville MSA	15,703	16,488	14,717	15,862	15,659
Upstate Region	26,124	27,746	24,549	26,569	25,908

Greenville MSA is comprised of Greenville, Anderson, Laurens and Pickens Counties

Unemployment Rate (%)

Source: SC Department of Workforce and Employment



	Mar-17	Jun-17	Sep-17	Dec-17	Mar-18
◆ Greenville County	3.5	3.7	3.3	3.6	3.5
■ Greenville MSA*	3.7	3.9	3.5	3.8	3.7
▲ Upstate SC	3.8	4.1	3.6	3.9	3.8

Quarterly Census of Employment – Greenville County 2017 4th Quarter

Source: Bureau of Labor Statistics, SC Dept. of Employment & Work; *SC Works Online Services*

Industry	Industry Code (NAICS)	Establishments	Average Employment
Total, All Industries	10	14,143	271,681
Agriculture, Forestry, Fishing and Hunting	11	35	159
Mining, Quarrying, and Oil and Gas Extractio	21	5	37
Utilities	22	32	899
Construction	23	1,226	12,583
Manufacturing	31-33	713	29,976
Wholesale Trade	42	938	13,309
Retail Trade	44-45	1,737	29,710
Transportation and Warehousing	48-49	336	9,564
Information	51	274	6,419
Finance and Insurance	52	922	10,595
Real Estate and Rental and Leasing	53	689	4,193
Professional and Technical Services	54	2,056	16,151
Management of Companies and Enterprises	55	104	4,880
Administrative and Waste Services	56	841	35,292
Educational Services	61	320	17,598
Health Care and Social Assistance	62	1,212	38,021
Arts, Entertainment, and Recreation	71	202	4,382
Accommodation and Food Services	72	1,191	24,560
Other Services, Except Public Administration	81	1,222	6,133
Public Administration	92	87	7,112

Cost of Living for Selected Cities 2013-2016 Annual Average

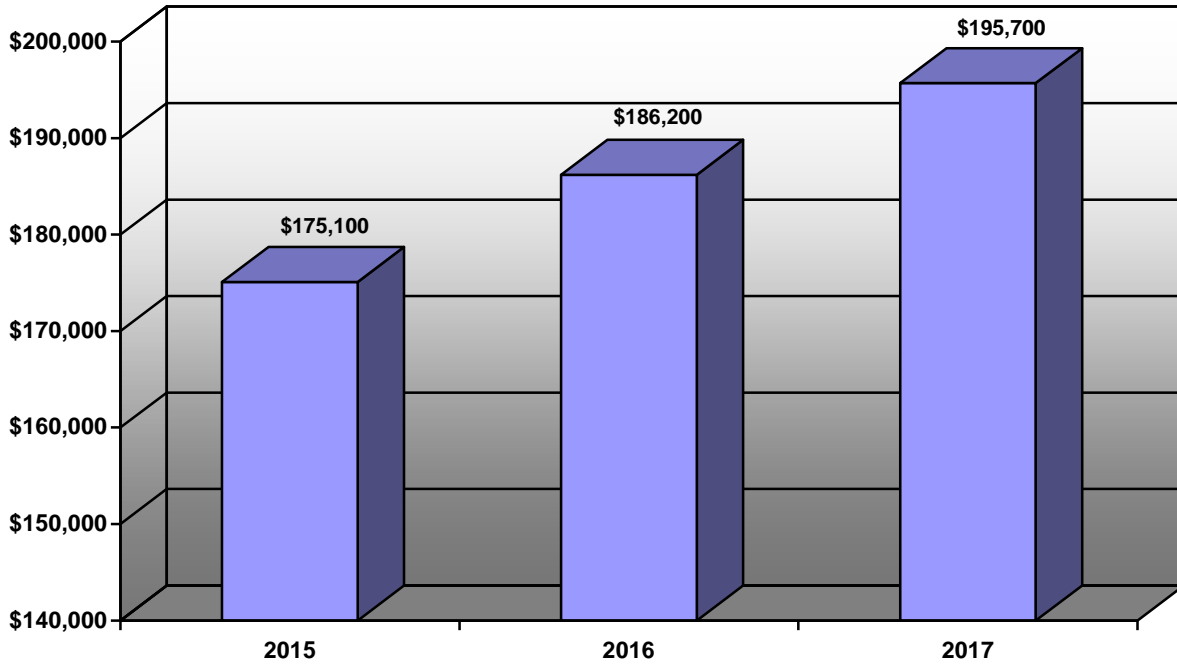
Source: Infomentum / www.coli.org

Year	Composite Index	Greenville, SC	Atlanta, GA	Charleston, SC	Asheville, NC
2014	Annual Average	94.6	99.6	100.8	104.8
2015	Annual Average	91.1	99.9	101.0	97.5
2016	Annual Average	93.7	98.7	104.0	95.6
2017	Annual Average	94.7	99.0	104.0	97.0

National Average = 100.0

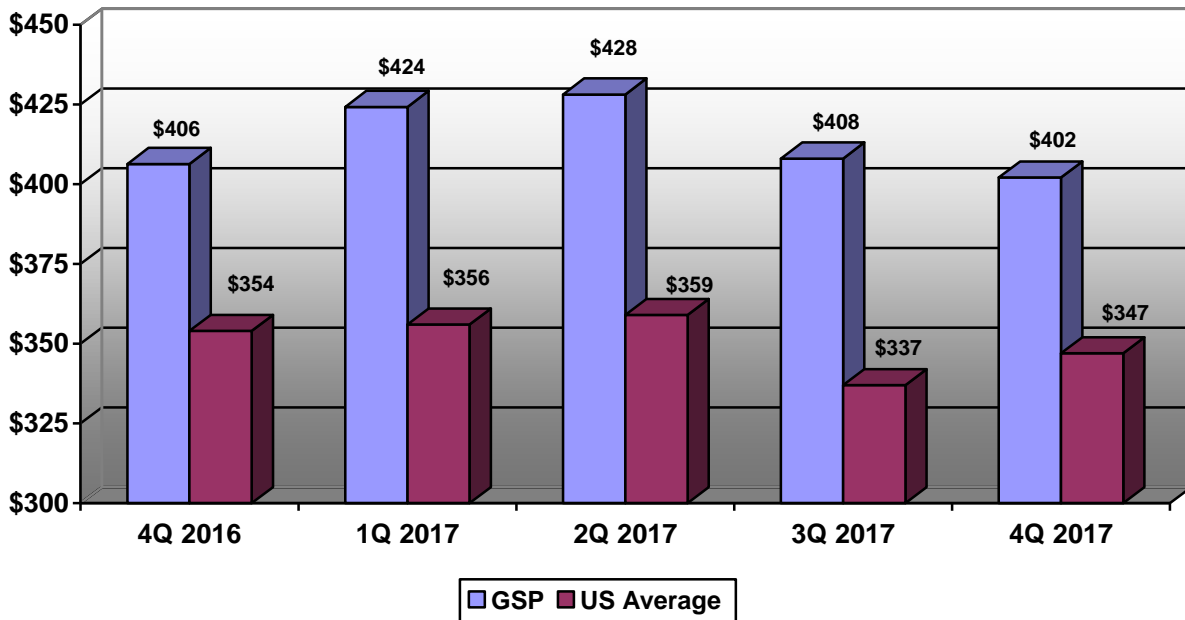
**Median Sales Price of Existing Single Family Homes
Greenville Metro Area, 2015 - 2017**

Source: National Association of Realtors website



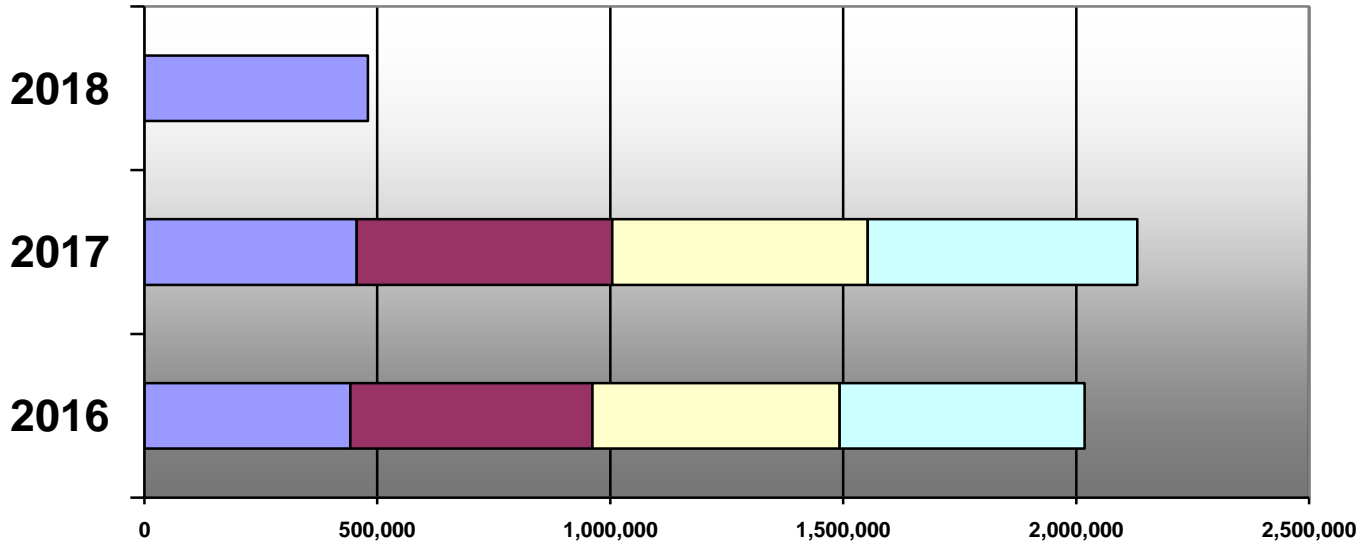
Average Domestic Airfare (latest available)

Source: Bureau of Transportation Statistics



GSP Airport Passengers (Total) 2016 – 2018 (1Q)

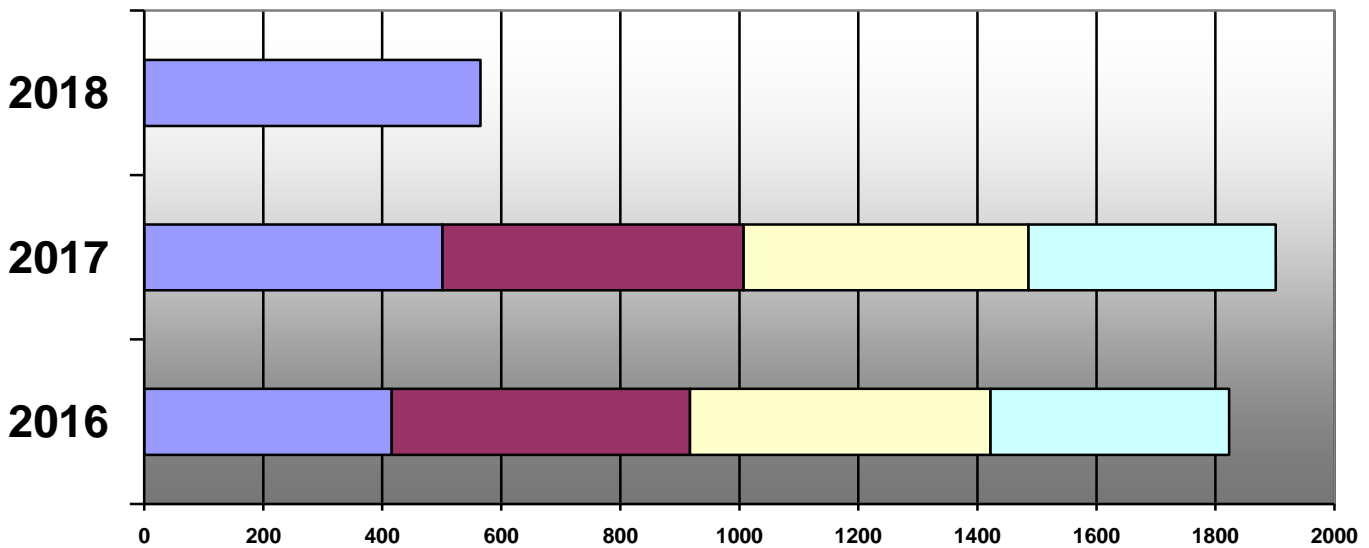
Source: GSP



	2016	2017	2018
4th Quarter	525,937	578,006	
3rd Quarter	530,865	548,378	
2nd Quarter	519,071	548,903	
1st Quarter	442,446	455,598	479,675

Residential Building Permit Activity New Single Family Dwelling Starts – Greenville County (unincorporated area)

Source: Greenville County Codes Enforcement

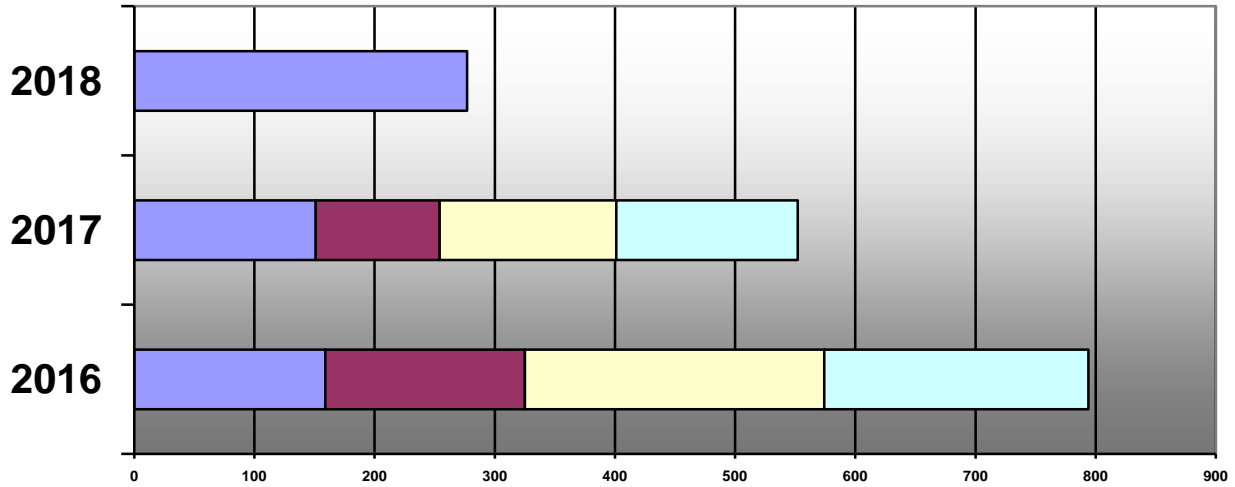


	2016	2017	2018
4th Quarter	401	415	
3rd Quarter	505	479	
2nd Quarter	501	506	
1st Quarter	416	501	565

Commercial Building Permit Activity

New Construction Permits Issued – Greenville County (unincorporated area)

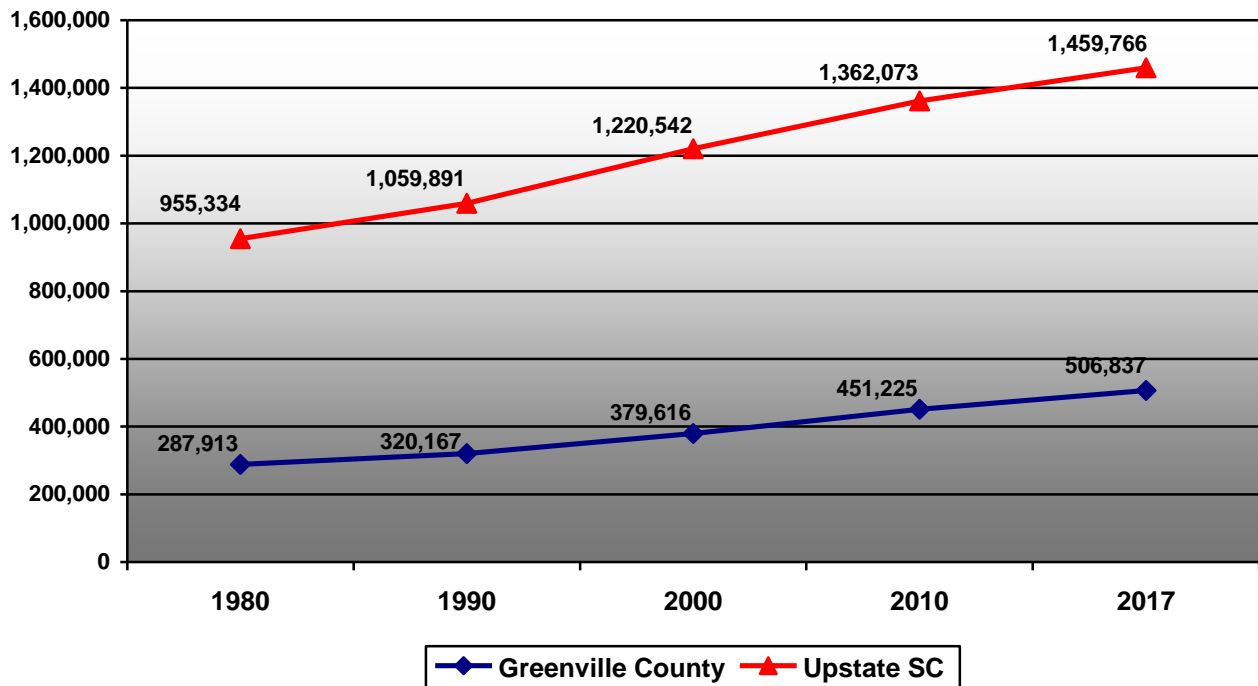
Source: Greenville County Codes Enforcement



	2016	2017	2018
4th Quarter	220	151	
3rd Quarter	249	147	
2nd Quarter	166	103	
1st Quarter	159	151	277

**1980-2016 Population Growth
Greenville County and Upstate South Carolina**

Source: US Bureau of the Census



Co

**Components of Population Change
 Greenville County**

Source: US Bureau of the Census

