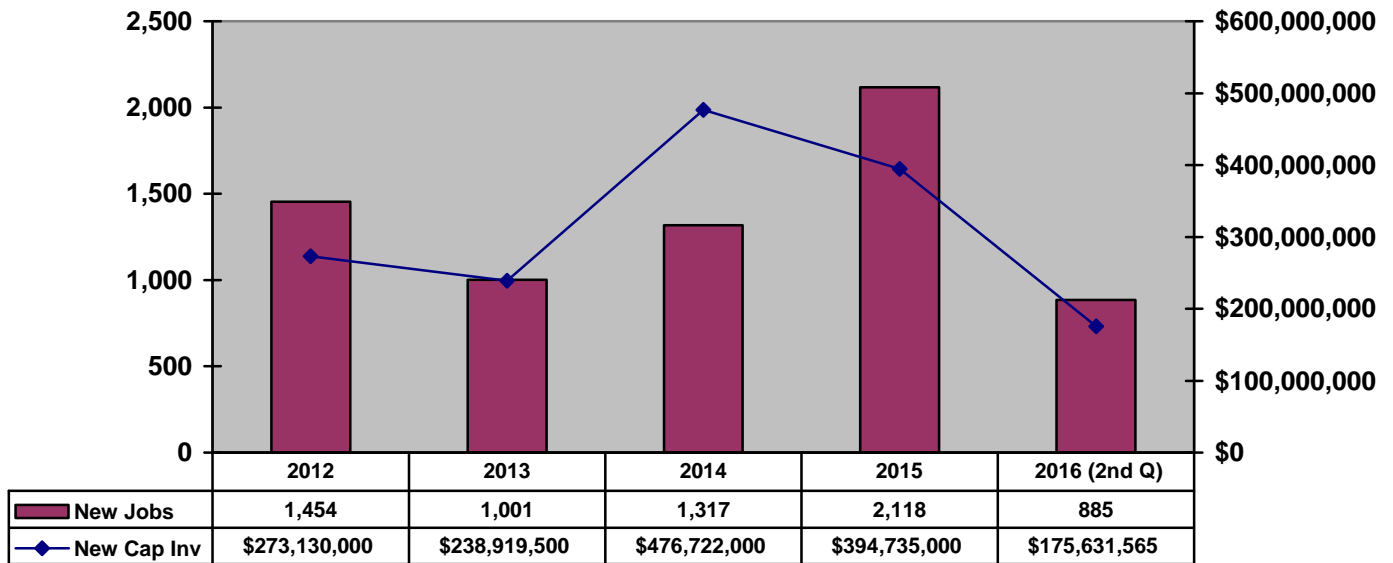


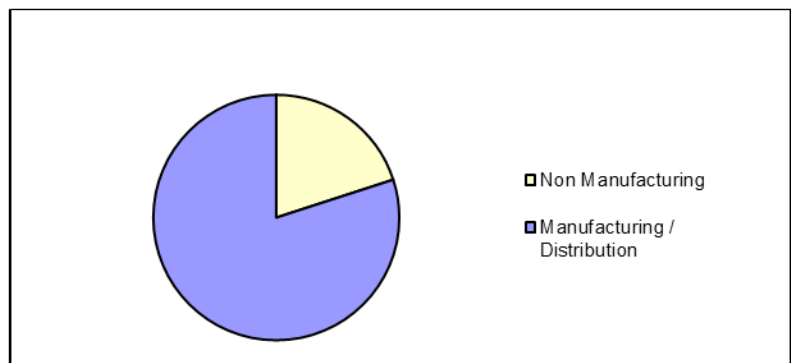
### Announced New Job Creation and Capital Investment 2012 to 2016 (2<sup>nd</sup> quarter)

Source: GADC

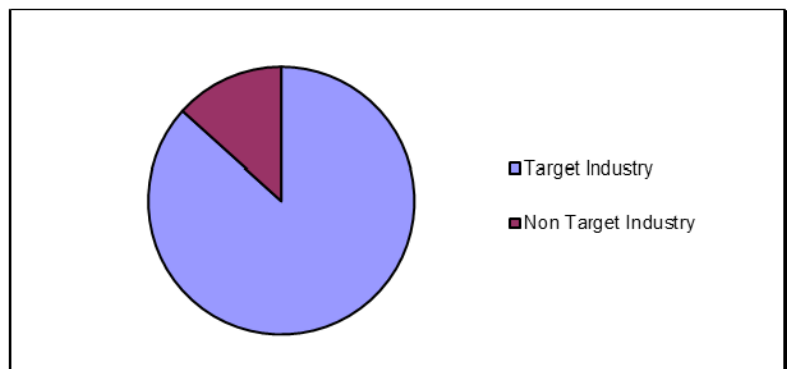


#### 2016 Success by Type

Non Manufacturing	3
Manufacturing / Distribution	12
<b>Total</b>	<b>15</b>



Target Industry	13
Non Target Industry	2
<b>Total</b>	<b>15</b>



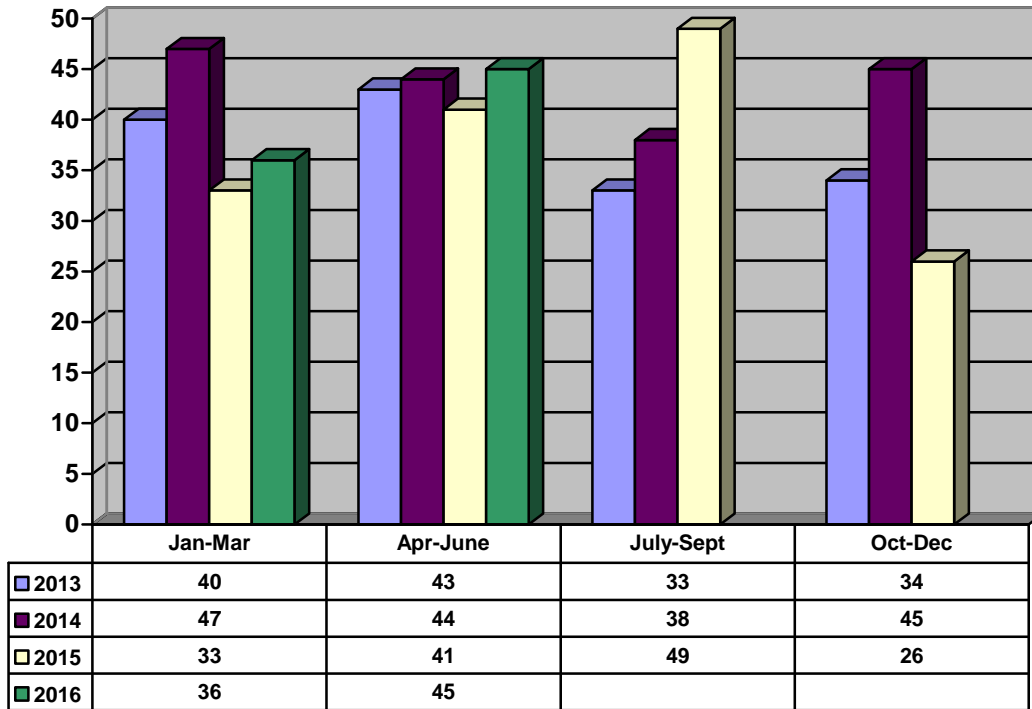
**2016 Announced Capital Investment and Job Creation  
Greenville County, South Carolina**

Date	Company	Product	Investment	Jobs	Type
2/1	Greenco Beverage Company	Distribution center	\$11,800,000	42	E
2/11	Bosch Rexroth	Mfg - Equipment testing area	\$5,800,000	0	E
2/18	Sun City Produce	Distribution center	\$8,316,565	81	N
3/2	Proper Polymer	Mfg – Injection molded components	\$15,450,000	87	N
3/16	Fitesa Simpsonville	Mfg – Nonwoven fabric solutions	\$52,000,000	38	E
3/17	Ushers Machine & Tool Co	Mfg – Parts & services for the energy industry	\$12,500,000	50	E
3/21	Total Quality Logistics	Office – 3 <sup>rd</sup> party logistics provider	\$0	75	N
3/31	SterAssure Processing	Mfg – Medical waste containers	\$2,200,000	25	N
4/7	RMF	Electroplating, Electrocoating, and powder coating	\$16,000,000	40	E
4/21	Chartspan Medical	Office – Healthcare data	\$3,200,000	300	E
6/2	PA Solutions	Office – Automation engineering company	\$65,000	40	E
6/21	Borgeson Universal Company	Mfg – Steering joints	\$4,500,000	36	N
6/14	Lockheed Martin	MRO facility	\$8,000,000	0	E
7-12	Tower International	Mfg – Automotive components	\$75,000,000	140	
Announced Investment and Jobs			\$139,831,565	814	
Confidential Investment and jobs			\$35,800,000	71	
Total Investment and jobs			\$175,631,585	885	
Source: Greenville Area Development Corporation, as of June 30, 2016					

N= New company to Greenville; E= Expansion of existing Greenville County Company; INR= Information not released

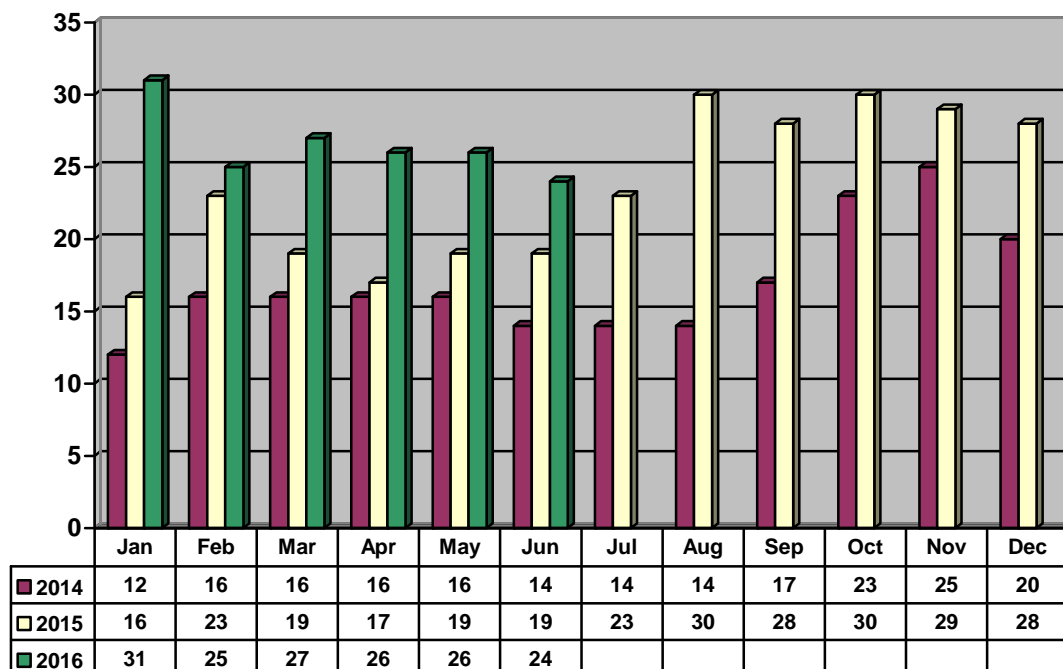
### GADC New Contacts 2012 to 2016 (2<sup>nd</sup> Quarter)

Source: GADC



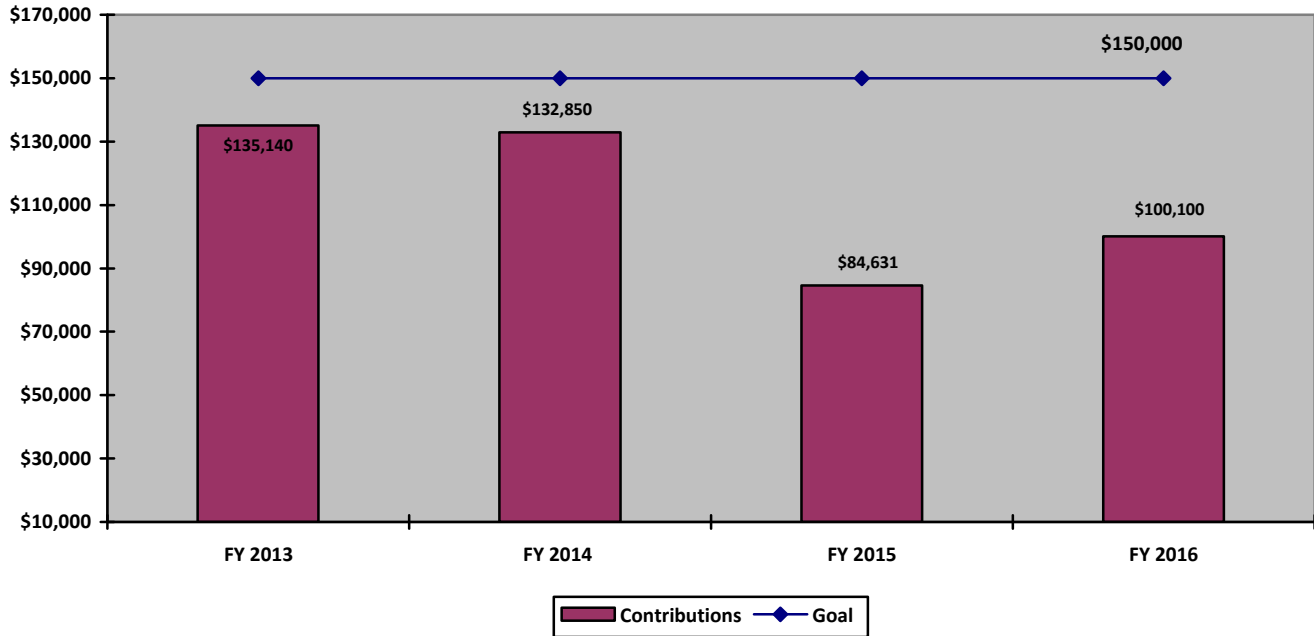
### GADC Prospect Activity 2014 to 2016 (2<sup>nd</sup> Quarter)

Source: GADC



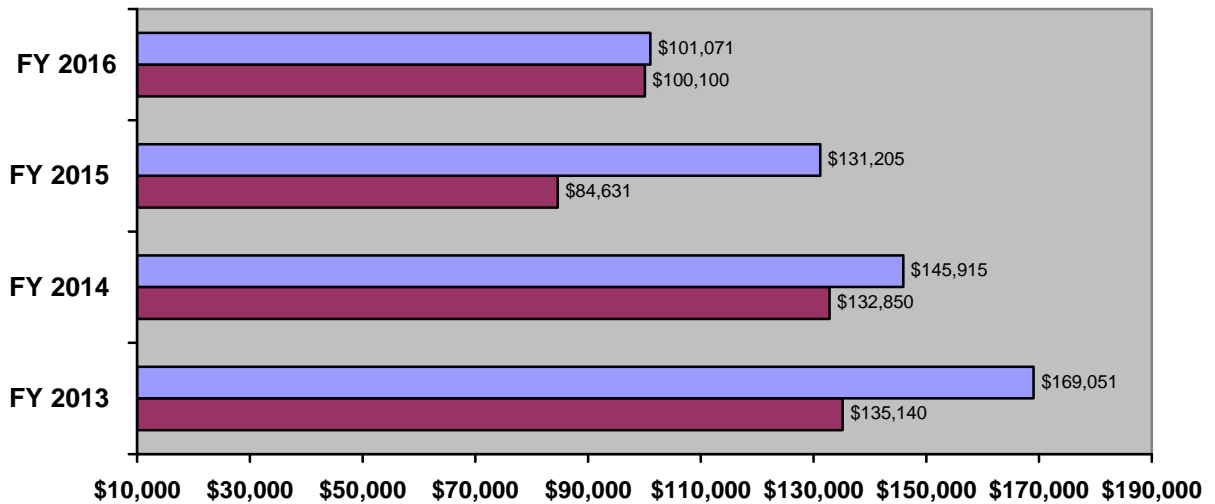
### GADC Partner Support FY 2012 to FY 2016

Source: GADC



### GADC Marketing Budget FY 2012 to FY 2016

Source: GADC



	FY 2013	FY 2014	FY 2015	FY 2016
Expenses	\$169,051	\$145,915	\$131,205	\$101,071
Partner Support	\$135,140	\$132,850	\$84,631	\$100,100