

# History Museum of Travelers Rest

# Travelers Rest

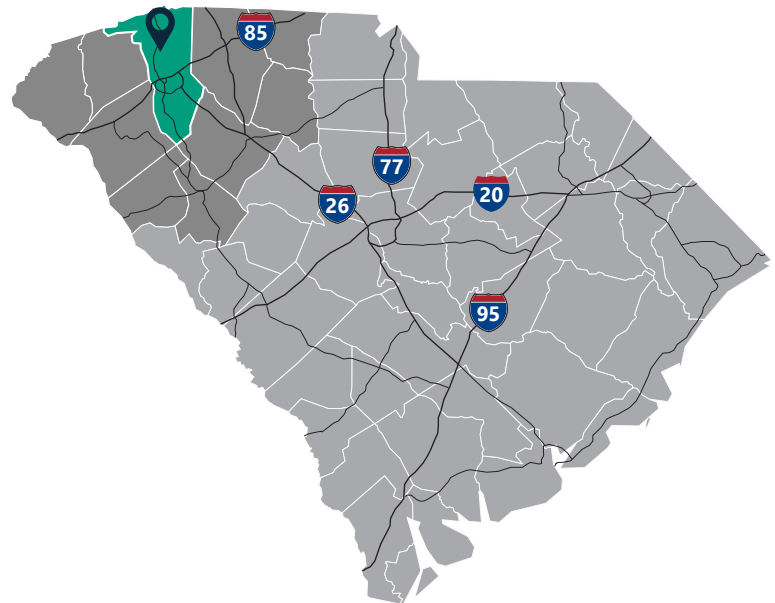
## Total Population

	2010	2018	2023	Growth Rate <sup>1</sup>
Travelers Rest	4,576	5,084	5,499	1.58%
Greenville County	451,225	513,431	554,977	1.57%
Upstate SC	1,362,073	1,482,416	1,563,925	1.08%
South Carolina	4,625,364	5,108,693	5,437,217	1.25%

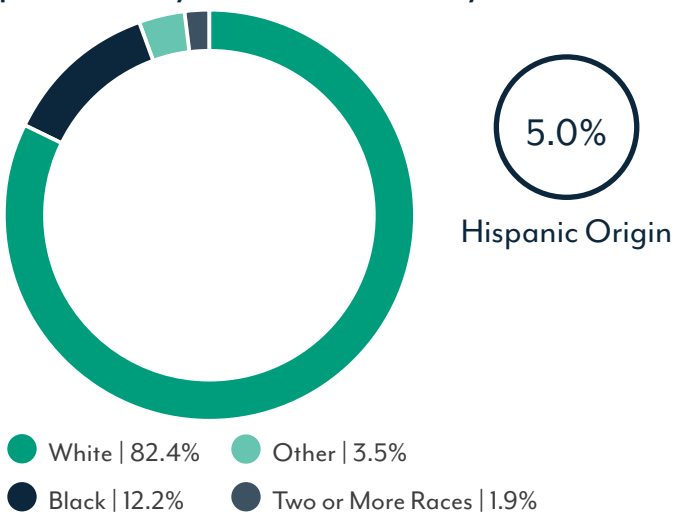
<sup>1</sup> Projected annual growth rate 2018-2023

## Households & Families

	2010	2018	2023
Total Households	1,740	1,943	2,099
Total Families	1,254	1,401	1,506
Average HH Size	2.6	2.6	2.6




## Population by Race & Ethnicity



## Population by Age

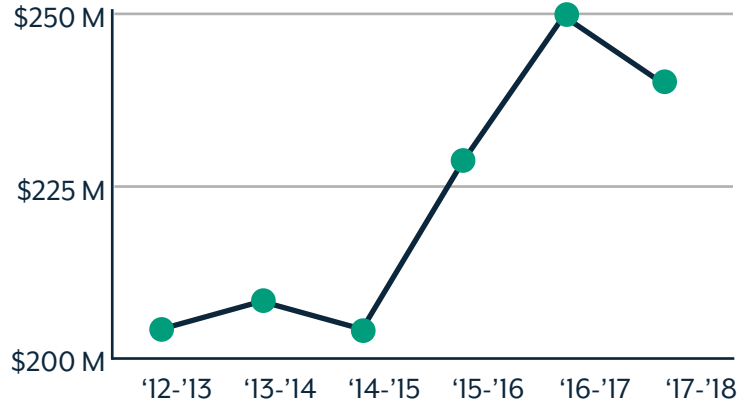
	2010	2018	2023
Under 5	8.2%	7.1%	7.0%
5 to 9	7.7%	6.9%	6.6%
10 to 14	8.2%	7.4%	7.0%
15 to 24	13.6%	12.9%	13.6%
25 to 34	13.1%	12.2%	12.2%
35 to 44	13.8%	12.2%	11.3%
45 to 54	12.5%	12.1%	11.7%
55 to 64	10.8%	12.2%	11.4%
65+	12.1%	17.1%	19.1%

## 2018 Employment by Industry

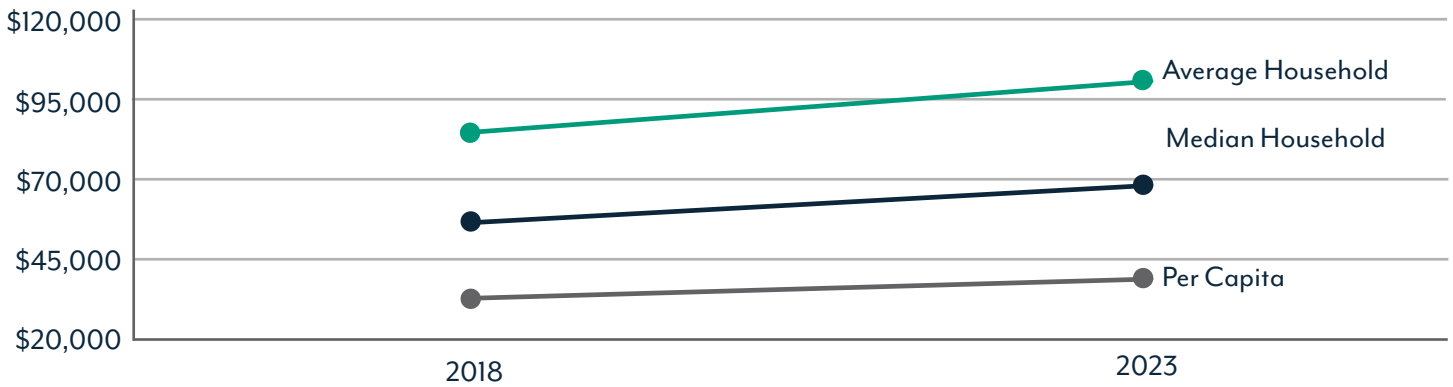


Employed Population, Age 16+ | 2,478


## Gross Retail Sales By Fiscal Year



## Income



## 2018 Educational Attainment, Age 25+



89.7%

High School Diploma or Higher

31.6%

Bachelor's Degree or Higher



**Greenville Area Development Corporation**  
 Mark Farris, *President/CEO*  
 864.235.2008  
[www.gogadc.com](http://www.gogadc.com)



**Appalachian Council of Governments**  
 30 Century Circle, Greenville, SC 29607  
 864.242.9733  
[www.scacog.org](http://www.scacog.org)



**City of Travelers Rest**  
 6711 State Park Road, Travelers Rest, SC 29690  
 864.834.8740  
[www.fountaininn.org](http://www.fountaininn.org)