



# Simpsonville

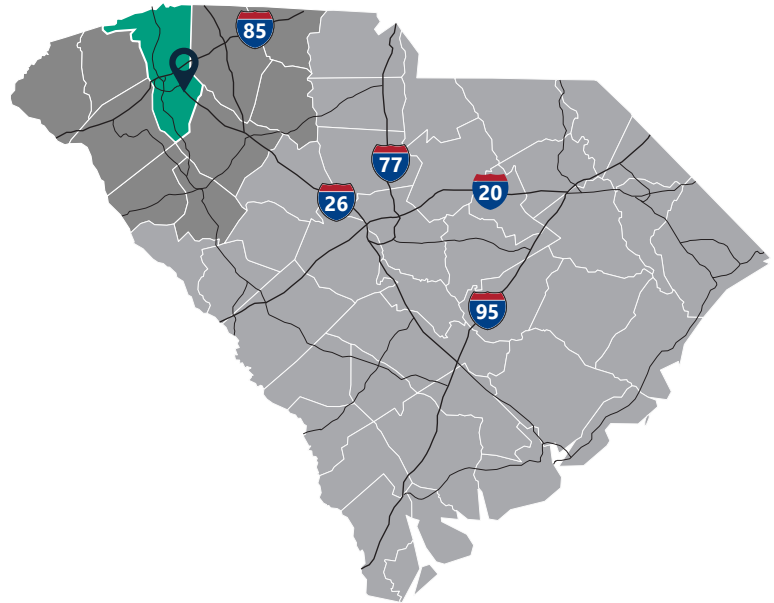
## Total Population

	2010	2018	2023	Growth Rate <sup>1</sup>
Simpsonville	18,238	20,695	22,595	1.77%
Greenville County	451,225	513,431	554,977	1.57%
Upstate SC	1,362,073	1,482,416	1,563,925	1.08%
South Carolina	4,625,364	5,108,693	5,437,217	1.25%

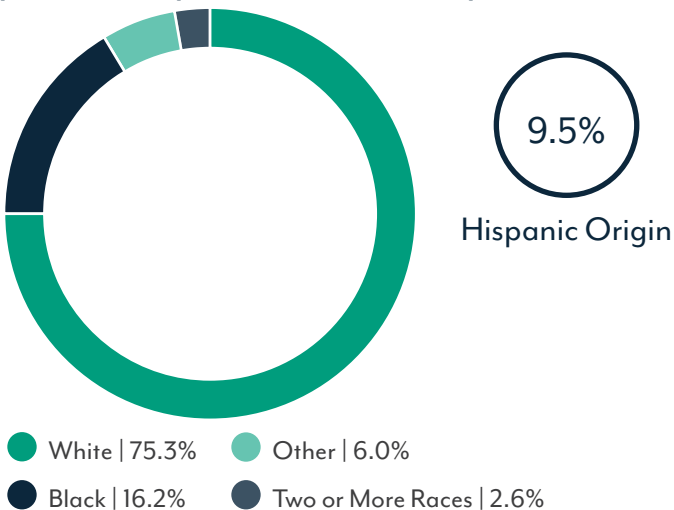
<sup>1</sup> Projected annual growth rate 2018-2023

## Households & Families

	2010	2018	2023
Total Households	7,040	7,945	8,671
Total Families	5,008	5,625	6,113
Average HH Size	2.6	2.6	3.1



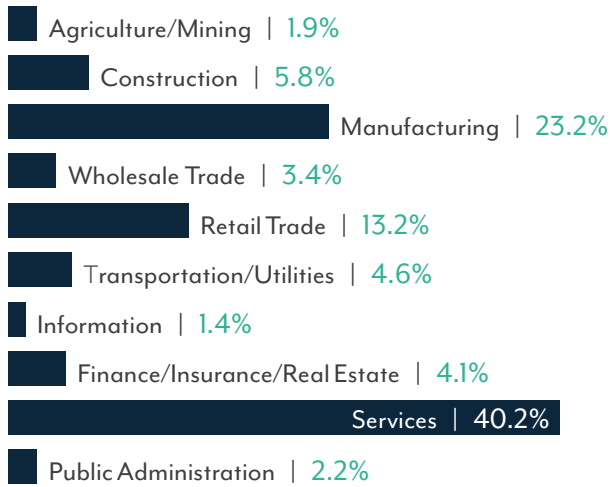
## Population by Race & Ethnicity



## Population by Age

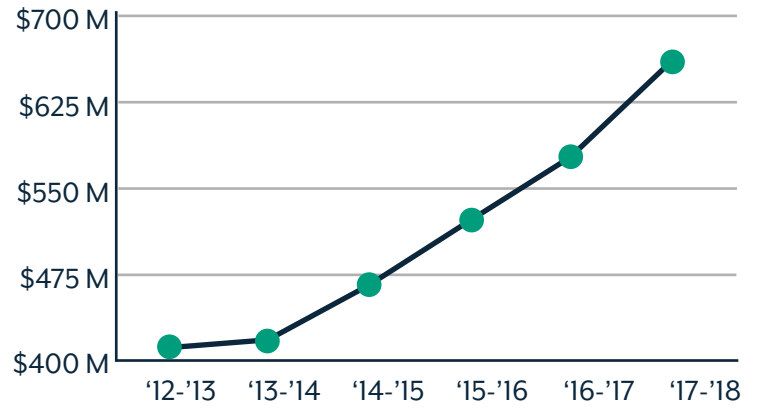
	2010	2018	2023
Under 5	7.3%	6.4%	6.2%
5 to 9	6.9%	6.6%	6.6%
10 to 14	7.3%	6.7%	6.9%
15 to 24	12.3%	11.5%	11.1%
25 to 34	14.2%	13.7%	13.5%
35 to 44	15.3%	13.4%	13.9%
45 to 54	14.8%	13.9%	12.7%
55 to 64	11.0%	13.0%	12.7%
65+	11.0%	14.7%	16.5%

## 2018 Employment by Industry

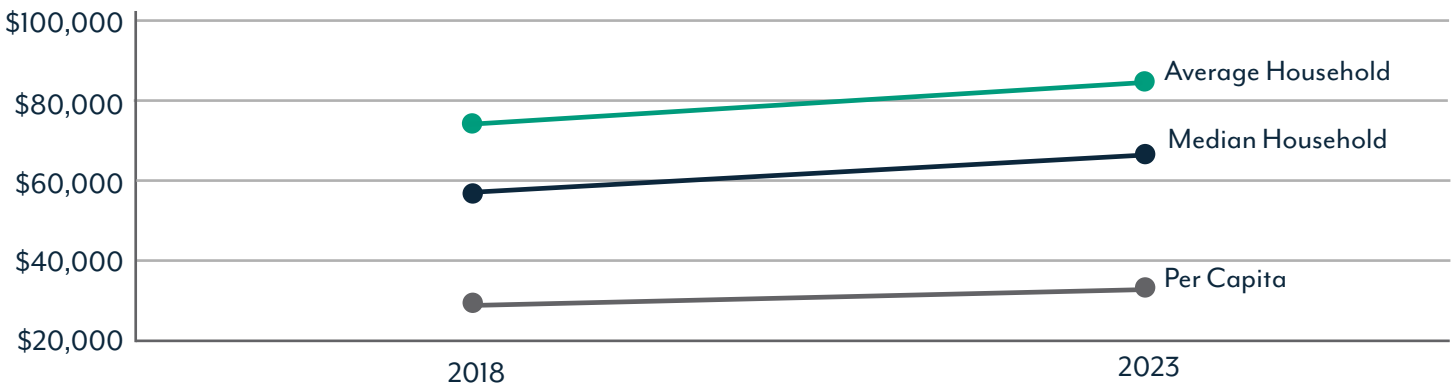


Employed Population, Age 16+ | 10,705


## Gross Retail Sales By Fiscal Year



## Income



## 2018 Educational Attainment, Age 25+



92.4%  
High School Diploma  
or Higher

33.4%  
Bachelor's  
Degree or Higher



**Greenville Area Development Corporation**  
Mark Farris, *President/CEO*  
864.235.2008  
www.gogadc.com



**Appalachian Council of Governments**  
30 Century Circle, Greenville, SC 29607  
864.242.9733  
www.scacog.org



**City of Simpsonville**  
118 NE Main Street Simpsonville, SC 29681  
864-967-9526  
www.simpsonville.com