



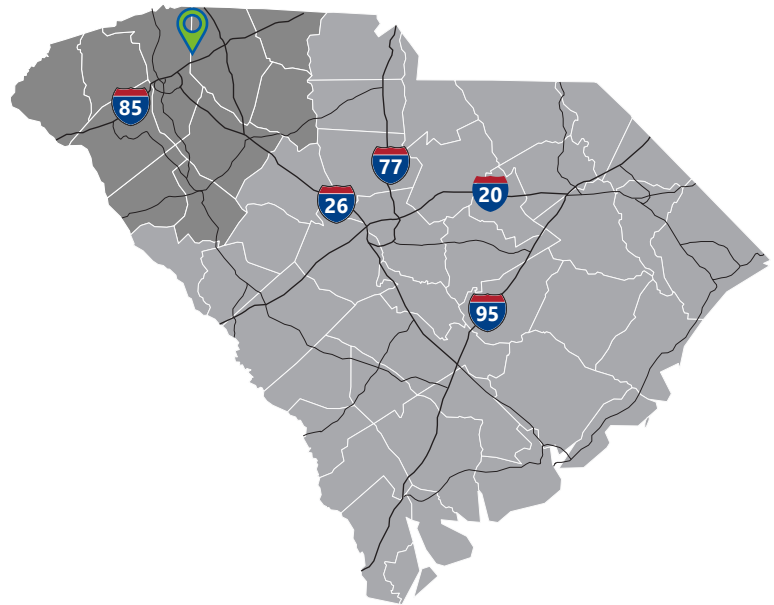
## Total Population

	2010	2018	2023	Growth Rate <sup>1</sup>
Greer	25,515	29,307	31,765	1.62%
Spartanburg County	284,307	311,771	330,347	1.16%
Upstate SC	1,362,073	1,482,416	1,563,925	1.08%
South Carolina	4,625,364	5,108,693	5,437,217	1.25%

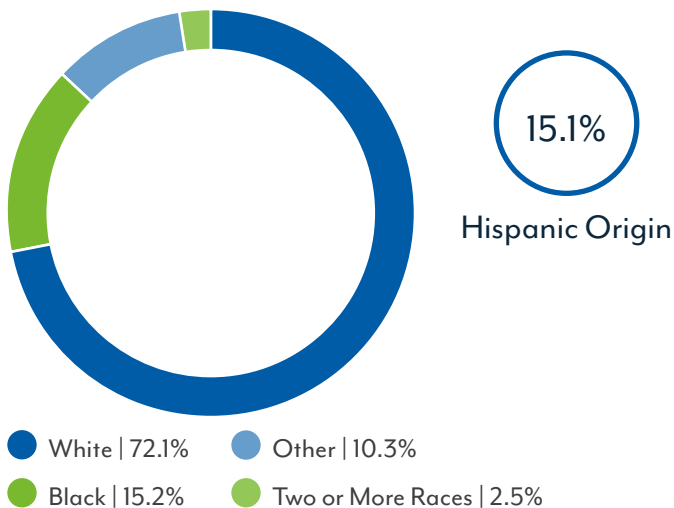
<sup>1</sup> Projected annual growth rate 2018-2023

## Households & Families

	2010	2018	2023
Total Households	10,012	11,411	12,333
Total Families	6,685	7,653	8,239
Average HH Size	2.5	2.6	2.6



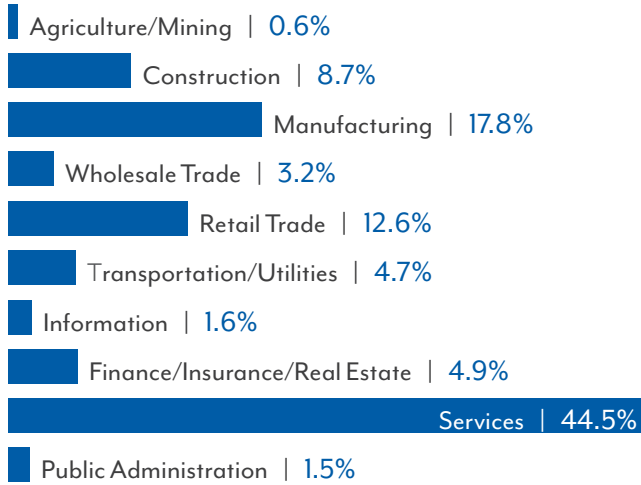
## Population by Race & Ethnicity



## Population by Age

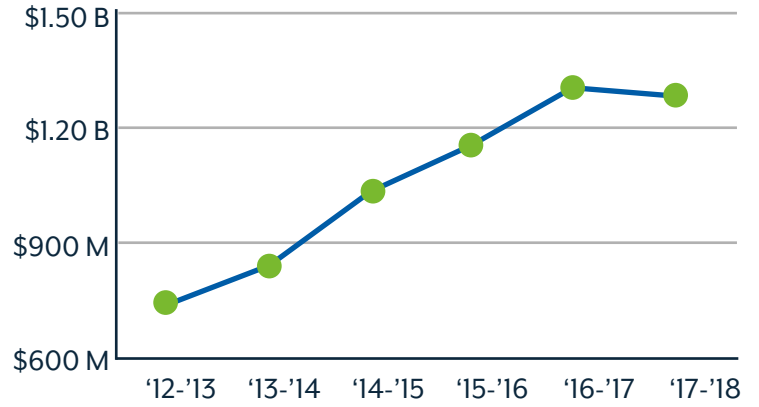
	2010	2018	2023
Under 5	8.5%	7.2%	7.0%
5 to 9	7.4%	7.5%	7.2%
10 to 14	6.9%	7.1%	7.4%
15 to 24	12.4%	11.4%	11.5%
25 to 34	16.2%	14.3%	13.0%
35 to 44	15.0%	14.3%	15.1%
45 to 54	13.0%	13.1%	12.5%
55 to 64	9.5%	11.6%	11.3%
65+	10.9%	13.7%	14.9%

## 2018 Employment by Industry




Employed Population, Age 16+ | 14,315


## Gross Retail Sales By Fiscal Year



## Income



## 2018 Educational Attainment, Age 25+



High School Diploma or Higher



Bachelor's Degree or Higher



**Spartanburg Economic Futures Group**  
105 North Pine Street, Spartanburg, SC 29302  
864.594.5000  
[www.economicfuturesgroup.com](http://www.economicfuturesgroup.com)



**Appalachian Council of Governments**  
30 Century Circle, Greenville, SC 29607  
864.242.9733  
[www.scacog.org](http://www.scacog.org)



**City of Greer**  
301 E. Poinsett Street, Greer, SC 29651  
864.848.2150  
[www.cityofgreer.org](http://www.cityofgreer.org)