



Fountain Inn

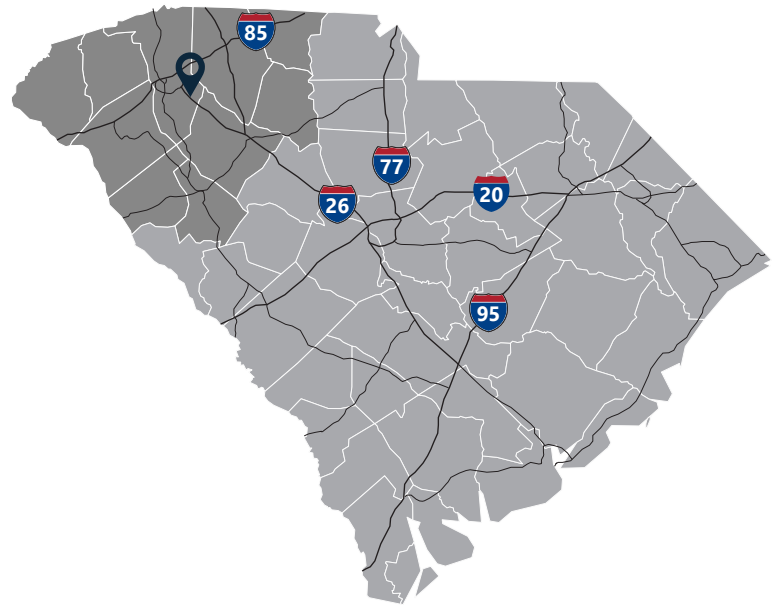
Total Population

	2010	2018	2023	Growth Rate ¹
Fountain Inn	7,799	8,155	8,730	1.37%
Greenville County	451,225	513,431	554,977	1.57%
Upstate SC	1,362,073	1,482,416	1,563,925	1.08%
South Carolina	4,625,364	5,108,693	5,437,217	1.25%

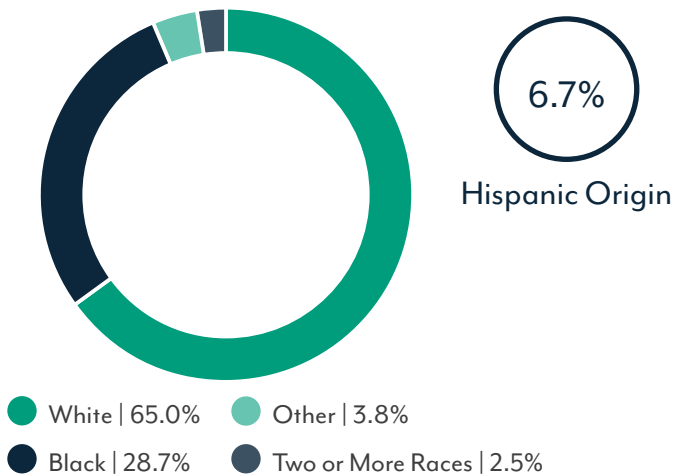
¹ Projected annual growth rate 2018-2023

Households & Families

	2010	2018	2023
Total Households	2,889	3,023	3,232
Total Families	2,094	2,115	2,248
Average HH Size	2.7	2.7	2.7



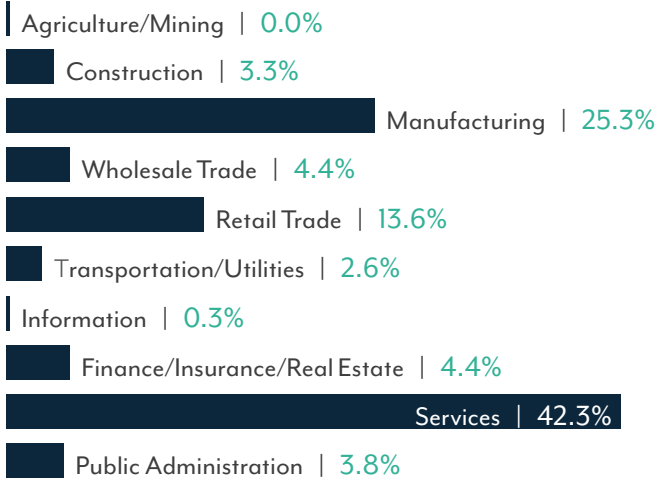
Population by Race & Ethnicity



Population by Age

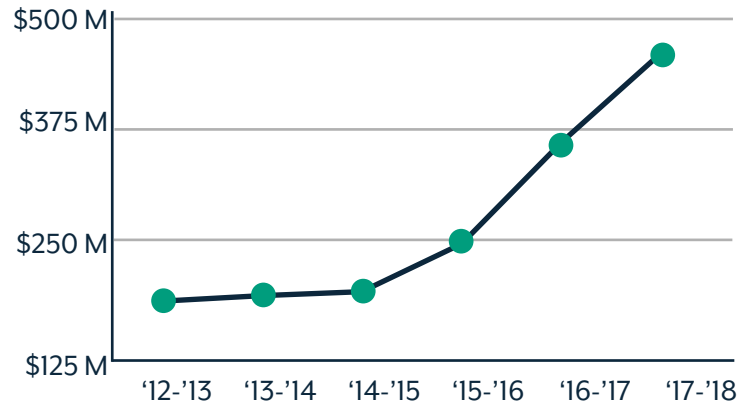
	2010	2018	2023
Under 5	8.0%	7.0%	6.7%
5 to 9	7.7%	7.2%	6.9%
10 to 14	7.4%	7.1%	7.2%
15 to 24	12.3%	12.6%	12.2%
25 to 34	14.6%	13.9%	13.8%
35 to 44	15.2%	13.6%	13.5%
45 to 54	13.4%	13.7%	12.8%
55 to 64	10.0%	11.9%	12.2%
65+	11.4%	13.1%	14.6%

2018 Employment by Industry

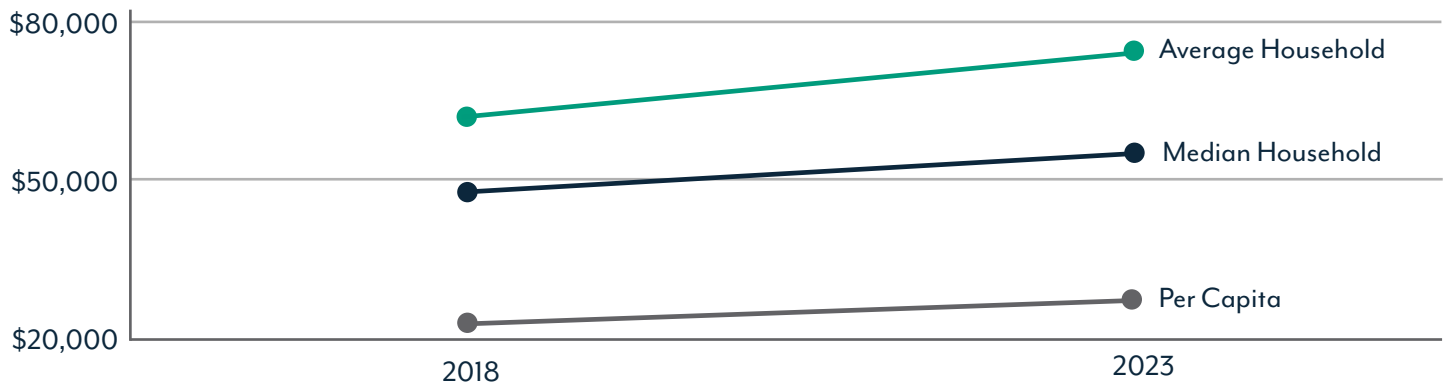


Employed Population, Age 16+ | 3,825


Gross Retail Sales By Fiscal Year



Income



2018 Educational Attainment, Age 25+



Greenville Area Development Corporation
 Mark Farris, *President/CEO*
 864.235.2008
 www.gogadc.com



Appalachian Council of Governments
 30 Century Circle, Greenville, SC 29607
 864.242.9733
 www.scacog.org



City of Fountain Inn
 200 N. Main Street
 Fountain Inn, SC 29644
 864.862.4421
 www.fountaininn.org