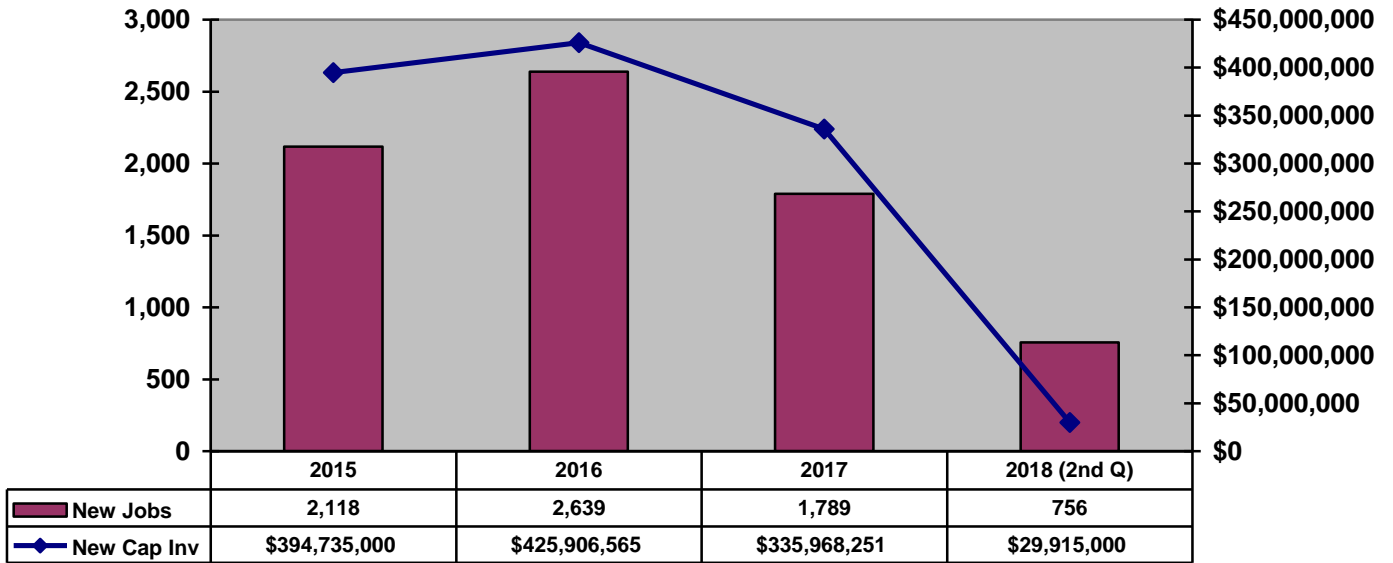


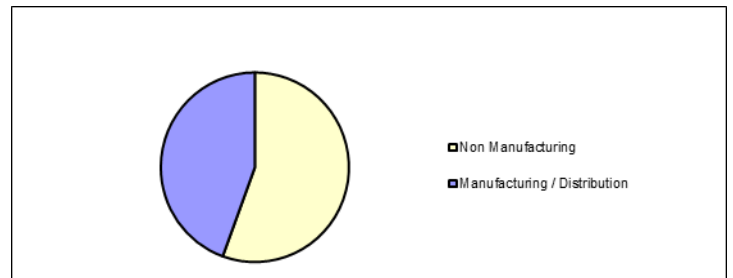
Announced New Job Creation and Capital Investment 2015 to 2nd Quarter 2018

Source: GADC

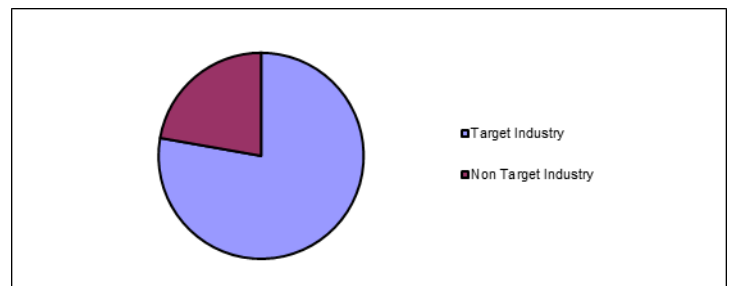


2018 Success by Type

Non Manufacturing	5
Manufacturing / Distribution	4
Total	9



Target Industry	7
Non Target Industry	2
Total	9



**YTD 2018 Announced Capital Investment and Job Creation
Greenville County, South Carolina**

Date	Company	Product	Investment	Jobs	Type
1/11	Zylö Therapeutics	R&D - therapeutics	INR	30	N
3/15	Grace Hill, Inc.	Office / HQ / R&D – property management software	\$495,000	53	E
4/17	EAS Systems	Office – business services / sales	\$150,000	20	N
5/30	Koops, Inc.	Mfg – machinery	\$2,200,000	20	E
6/18	International Vitamin Corp	Mfg – nutraceutical	\$8,350,000	0	E
6/20	ACL Airshop	Mfg – aircraft logistics parts	\$7,200,000	32	E
Announced Investment and Jobs			\$18,395,000	155	
Confidential Investment and Jobs*			\$11,520,000	601	
Total Investment and Jobs**			\$29,915,000	756	
Source: Greenville Area Development Corporation, revised July 9, 2018					

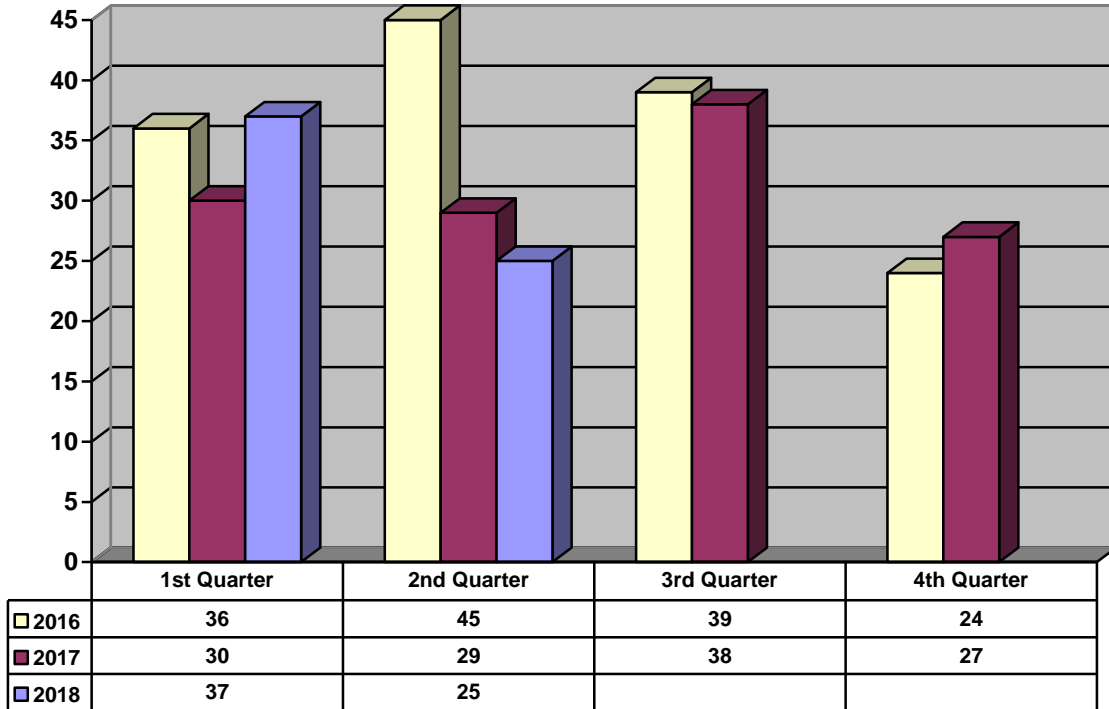
N= New company to Greenville; E= Expansion of existing Greenville County Company; INR= Information not released

*Note: confidential totals include "INR" in the list and confidential projects not recorded in the list. Updated totals that include an aggregated sum of confidential numbers will be released at the appropriate time to maintain confidentiality.

**Note: totals consist of current *announced* investments and jobs. Updated totals that include an aggregated sum of confidential numbers will be released later this year.

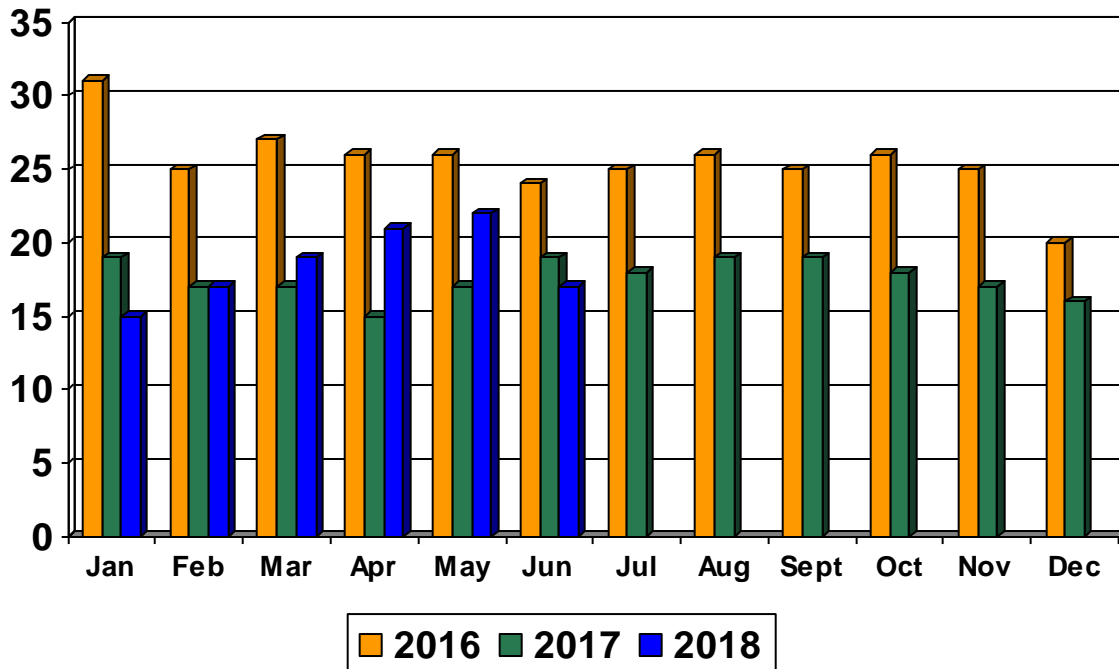
**GADC New Contacts
 2016 to 2nd Quarter 2018**

Source: GADC

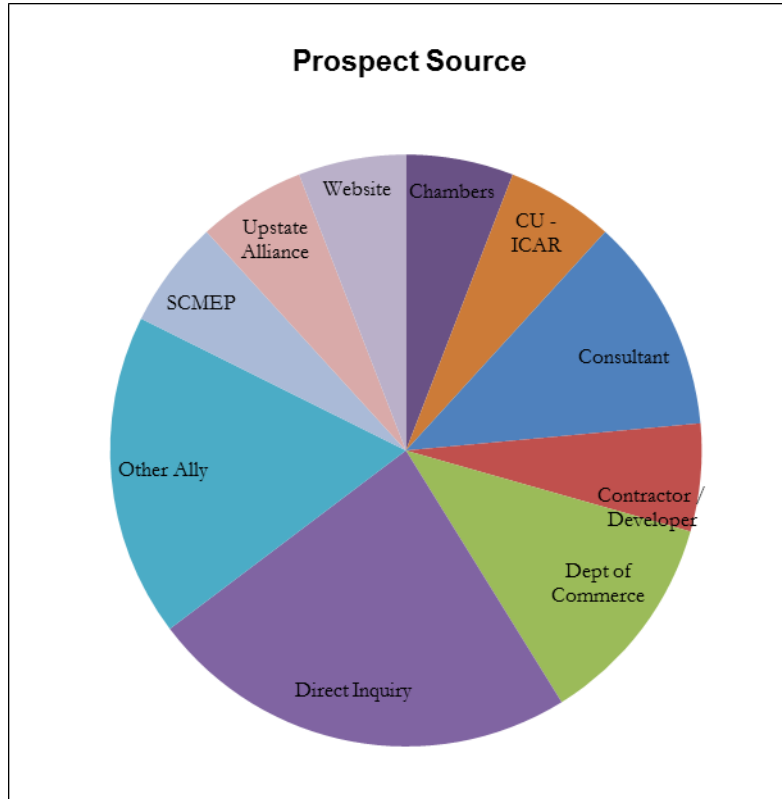


**GADC Prospect Activity
 2016 to 2nd Quarter 2018**

Source: GADC

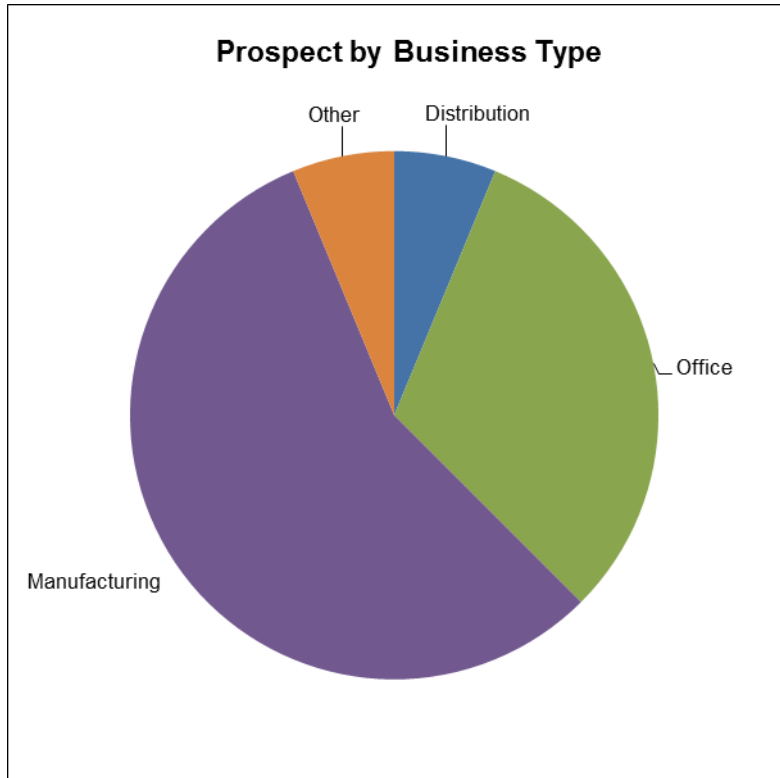


**GADC Project Source
 June 2018**
 Source: GADC



Prospect Source	No.	Pct.
Chambers	1	6%
CU - ICAR	1	6%
Consultant	2	12%
Contractor / Developer	1	6%
Dept of Commerce	2	12%
Direct Inquiry	4	24%
Other Ally	3	18%
SCMEP	1	6%
Upstate Alliance	1	6%
Website	1	6%
	17	100

GADC Prospects by Business Type
June 2018
 Source: GADC



Prospect Business Type	No.
Distribution	1
Headquarters	0
Office	5
Manufacturing	9
R & D facility	0
Other	1
Unknown	1